

Date: 3/1/2022

Username: PDonovan

Division: BRIDGE

Filename: \\95-NB\001-NB-Cover-01.dgn

STATE OF MAINE  
DEPARTMENT OF TRANSPORTATION



MATERIALS

Concrete (Unless noted otherwise) ..... Class "A"  
Reinforcing Steel ..... ASTM A 615/A 615M, Grade 60  
Structural Steel: All Material ..... ASTM A 36/A 36M

BASIC DESIGN STRESSES

Concrete ..... f'c = 4,000 psi  
Reinforcing Steel ..... fy = 60,000 psi  
Structural Steel ..... Fy = 36,000 psi

ISLAND FALLS, OAKFIELD,  
SMYRNA, & HOULTON  
AROOSTOOK COUNTY  
INTERSTATE 95 NORTHBOUND

BRIDGE JOINT REHABILITATION

FEDERAL PROJECT NO. 2515300

PROJECT LENGTH: 26.7 Miles

BRIDGE NUMBERS:

1403, 1402, 1401, 1397, 1396, 1395, 1394,  
1391, 1389, 1384, 1383, 1382, 1381, 1380

TRAFFIC DATA

Current (2018) AADT ..... 2410  
Future (2032) AADT ..... 2597  
DHV - % of AADT ..... 9%  
Design Hour Volume ..... 217  
Heavy Trucks (% of AADT) ..... 17%  
Heavy Trucks (% of DHV) ..... 16%  
Directional Distribution (% of DHV) ..... 100%  
Design Speed (mph) ..... 75

LIST OF DRAWINGS

Title Sheet ..... 1  
Bridge Location Map ..... 2  
Estimated Quantities & General Construction Notes ..... 3  
Typical Details ..... 4-5  
Bridge Plans ..... 6-12

MAINTENANCE OF TRAFFIC

Staged Construction with lane closures in accordance with Special Provisions Section 652.

PROJECT LOCATION	I-95 Between Island Falls & Houlton, Maine
PROGRAM AREA	Bridge Program
OUTLINE OF WORK	Joint Modifications

WIN 25153.00


INTERSTATE 95 NORTHBOUND  
BRIDGE JOINT REHABILITATIONS  
ISLAND FALLS TO HOULTON

TITLE SHEET

SHEET NUMBER

1

OF 12



SIGNATURE  
ROBERT S. BLUNT  
11168  
P.E. NUMBER  
2/21/2022  
DATE

PROJECT INFORMATION	PROJECT INFORMATION
PROGRAM	Bridge
PROJECT MANAGER	Trevi W. Hamel
DESIGNER	R.S. Blunt
CONSULTANT	VHB
PROJECT RESIDENT	
CONTRACTOR	
PROJECT COMPLETION DATE	

STATE OF MAINE DEPARTMENT OF TRANSPORTATION	APPROVED	DATE
COMMISSIONER: <i>[Signature]</i>	<i>[Signature]</i>	3/1/22
CHIEF ENGINEER: <i>[Signature]</i>	<i>[Signature]</i>	3/1/22





ESTIMATED I-95 NORTHBOUND BRIDGE QUANTITIES																	
ITEM NO.	DESCRIPTION	QUANTITY	QUANTITY	QUANTITY	QUANTITY	QUANTITY	QUANTITY	QUANTITY	QUANTITY	QUANTITY	QUANTITY	QUANTITY	QUANTITY	QUANTITY	QUANTITY	TOTAL	UNIT
		Bridge No. 1403	Bridge No. 1402	Bridge No. 1401	Bridge No. 1397	Bridge No. 1396	Bridge No. 1395	Bridge No. 1394	Bridge No. 1391	Bridge No. 1389	Bridge No. 1384	Bridge No. 1383	Bridge No. 1382	Bridge No. 1381	Bridge No. 1380		
202.202	Removing Pavement Surface	497	565			315		640	845	275	290		555	268		4250	SY
202.30	Removing Existing Concrete Wearing Surface (720 SY)				1											1	LS
203.20	Common Excavation	46	24			24		55	77	24	23		44	23		340	CY
403.2101	Hot Mix Asphalt, 9.5 mm Nominal Maximum Size (Polymer Modified)	41	47		59	25		53	70	23	24		45	23		410	TON
403.211	Hot Mix Asphalt, 9.5 mm Nominal Maximum Size (Shimming)		10		5	5		10	10	5	5		10	5		75	TON
403.2131	Hot Mix Asphalt, 12.5 mm (Base and Intermediate Base Course, Polymer Modified)	32	17		60	17		39	55	17	16		31	16		300	TON
409.15	Bituminous Tack Coat, Applied	35	32		44	20		40	60	18	18		35	18		320	GAL
502.291	Saw Cut Grooving (6850 SF)	1														1	LS
508.14	High Performance Waterproofing Membrane (720 SY)				1											1	LS
515.21	Protective Coating for Concrete Surfaces (6300 SY)	0.15	0.28	0.02	0.02	0.01	0.03	0.09	0.03	0.01	0.02	0.02	0.02	0.22	0.08	1	LS
518.51	Repair of Upward Facing Surfaces - Below Reinforcing Steel < 8 in	2	2	2	2	2	2	2	2	2	2	2	2	2	2	28	SF
518.52	Repair of Upward Facing Surfaces >= 8 in	0.50	0.50	0.50	0.50	0.50	0.50	0.50	0.50	0.50	0.50	0.50	0.50	0.50	0.50	7	CY
518.60	Repair of Vertical Surfaces < 8 in	2	2	2	2	2	2	2	2	2	2	2	2	2	2	28	SF
518.61	Repair of Vertical Surfaces >= 8 in	0.50	0.50	0.50	0.50	0.50	0.50	0.50	0.50	0.50	0.50	0.50	0.50	0.50	0.50	7	CY
519.60	Expansion Device - Asphaltic Plug Joint				45					46		39				130	LF
520.2321	Asphaltic Crack Control Joint (130 LF)			0.35			0.65									1	LS
520.241	Bridge Joint Modification Type 1			1						1	1	1		1	1	6	EA
520.2421	Bridge Joint Modification Type 2A		1													1	EA
520.2422	Bridge Joint Modification Type 2B						1									1	EA
520.2431	Bridge Joint Modification Type 3A	2	1			1		2	2							8	EA
520.2432	Bridge Joint Modification Type 3B										1					1	EA
520.244	Bridge Joint Modification Type 4									1						1	EA
520.245	Bridge Joint Modification Type 5											2	1			3	EA
526.301	Temporary Concrete Barrier, Type 1															1	LS
527.34	Work Zone Crash Cushions															4	UN
619.14	Erosion Control Mix	10	6	2	1	5	2	10	10	6	6	2	10	6	1	77	CY
627.744	6' White or Yellow Painted Pavement Marking Line	2280	2280	2280	2280	2280	2280	2280	2280	2280	2280	2275	2275	2275	2275	31,900	LF
627.77	Removing Existing Pavement Marking															1500	SF
627.781	Temporary 6' Painted Pavement Marking Line, White or Yellow															6700	LF
629.05	Hand Labor, Straight Time	0.36	0.36	0.36	0.36	0.36	0.36	0.36	0.36	0.36	0.36	0.36	0.36	0.36	0.36	5	HR
631.112	Welding Machine (including operator)	0.36	0.36	0.36	0.36	0.36	0.36	0.36	0.36	0.36	0.36	0.36	0.36	0.36	0.36	5	HR
631.12	All Purpose Excavator (including operator)	0.36	0.36	0.36	0.36	0.36	0.36	0.36	0.36	0.36	0.36	0.36	0.36	0.36	0.36	5	HR
631.133	Skid Steer (including operator)	0.36	0.36	0.36	0.36	0.36	0.36	0.36	0.36	0.36	0.36	0.36	0.36	0.36	0.36	5	HR
631.172	Truck-large (including operator)	0.36	0.36	0.36	0.36	0.36	0.36	0.36	0.36	0.36	0.36	0.36	0.36	0.36	0.36	5	HR
652.30	Flashing Arrow															2	EA
652.312	Type III Barricades															6	EA
652.33	Drum															250	EA
652.34	Cone															30	EA
652.35	Construction Signs															300	SF
652.361	Maintenance of Traffic Control Devices	0.07	0.07	0.07	0.07	0.07	0.07	0.07	0.07	0.07	0.07	0.07	0.07	0.07	0.07	1	LS
652.41	Portable-Changeable Message Sign															2	EA
656.75	Temporary Soil Erosion and Water Pollution Control	0.07	0.07	0.07	0.07	0.07	0.07	0.07	0.07	0.07	0.07	0.07	0.07	0.07	0.07	1	LS
659.10	Mobilization	0.07	0.07	0.07	0.07	0.07	0.07	0.07	0.07	0.07	0.07	0.07	0.07	0.07	0.07	1	LS

Note: Estimated Quantities for each bridge are provided here for reference purposes only.

GENERAL CONSTRUCTION NOTES

1. The existing bridge plans may be accessed at the MaineDOT web address. The plans are reproductions of the original drawings as prepared for the construction of the bridge. It is very unlikely that the plans will show any construction field changes or any alterations which may have been made to the bridge during its life span.

2. All dimensions, angles, and stationing shown on existing plans are taken from as-built construction drawings from 1966 through 1980 and are not guaranteed to be correct. All information based on or relating to the existing bridges shall be verified in the field by the Contractor.

3. Quantities included for pay items measured and paid for by Lump Sum are estimated quantities and are provided by MaineDOT for informational purposes only. Lump Sum pay items will be paid for at the Contract Bid amount, with no addition or reduction in payment to the contractor if the actual final quantities are different from the MaineDOT provided estimated quantities, except as follows:

a. If a Lump Sum pay item is eliminated, the requirements of the Standard Specifications Section 109.2, Elimination of Items, will take precedence.

b. If other Contract Documents specifically allow a change in payment for a Lump Sum pay item, those requirements will be followed.

c. If a design change results in changes to estimated quantities for Lump Sum pay items, price adjustments will be made in accordance with Standard Specifications Section 109.7, Equitable Adjustments to Compensation.

4. Reinforcing steel shall have a minimum concrete cover of 2" unless otherwise noted.

5. All reinforcing steel that is to be exposed and reused shall be cleaned by a method approved by the Resident. Payment shall be incidental to the related Contract Items.

6. Reinforcing Steel Schedules will be the responsibility of the Contractor. Refer to Subsection 503.03 of the Standard Specifications for more information. Payment for all work associated with developing reinforcing steel schedules will be considered incidental to related Contract Items.

7. The reinforcing steel anchoring material shall be selected from MaineDOT's qualified products list. The Contractor shall submit the proposed system to the Resident for approval. The selected anchoring material shall be installed in strict accordance with the manufacturer's recommendations. Reinforcing steel drilled and anchored into existing concrete shall be embedded to develop 125% of the yield strength of the bar. Payment shall be incidental to the related Contract Items.

8. Any damage to existing concrete, reinforcing steel, joint steel, or joint seals resulting from the work performed shall be repaired or replaced by a method approved by the Resident at no cost to the Department.

9. New seals shall be installed full length after all other joint work is complete.
10. All existing materials which are removed from the work area shall be removed from the site and properly disposed of by the Contractor. These existing materials include, but are not limited to, concrete, steel joint armor, reinforcing steel, silt, and other debris on or attached to the structure within the work areas. The cost of removal and disposal shall be incidental to the cost of the work items for which these removals are required.
11. Protective Coating for Concrete Surfaces shall be applied to the following areas of new and existing concrete:

All exposed surfaces of concrete curbs

Fascia down to the bottom

Concrete wearing surfaces

All exposed surfaces of the Concrete Transition Barriers
12. If the depth of deteriorated concrete is at/or below the reinforcing steel, then remove the concrete to a minimum depth of 1 inch below the reinforcing bars.
13. All transverse steel in the deck and backwall shall run continuously along the full width of the bridge. Lap splices and threaded couplers will be required due to the bridge phasing work. Payment for lap splices and threaded rods will not be paid for directly, but shall be considered incidental to the related Contract Items.
14. Any temporary earth support systems required to support the earth adjacent to the backwalls during bridge joint replacement, bridge joint modification, or structural concrete repairs will not be measured separately, but shall be incidental to the related Contract Items. Plans or specifications must be submitted to the Resident for approval prior to installation.
15. All concrete used on this project shall be Class A.

INTERSTATE 95 NORTHBOUND  
BRIDGE JOINT REHABILITATIONS  
ISLAND FALLS TO HOULTON

ESTIMATED QUANTITIES  
& GENERAL CONSTRUCTION NOTES

SHEET NUMBER

3

OF 12



PROJ. MGR.	DATE	BY	SIGNATURE	P.E. NUMBER	DATE
DESIGN-DETAILED	2/18/22	P. Donovan	<i>Robert S. Blunt</i>	11158	2/21/2022
CHECKED-REVIEWED	2/18/22	R.S. Blunt			
DESIGN-DETAILED2					
REVISIONS 1					
REVISIONS 2					
REVISIONS 3					
REVISIONS 4					
FIELD CHANGES					

STATE OF MAINE DEPARTMENT OF TRANSPORTATION	2515300	WIN	25153.00
		As Noted	BRIDGE PLANS

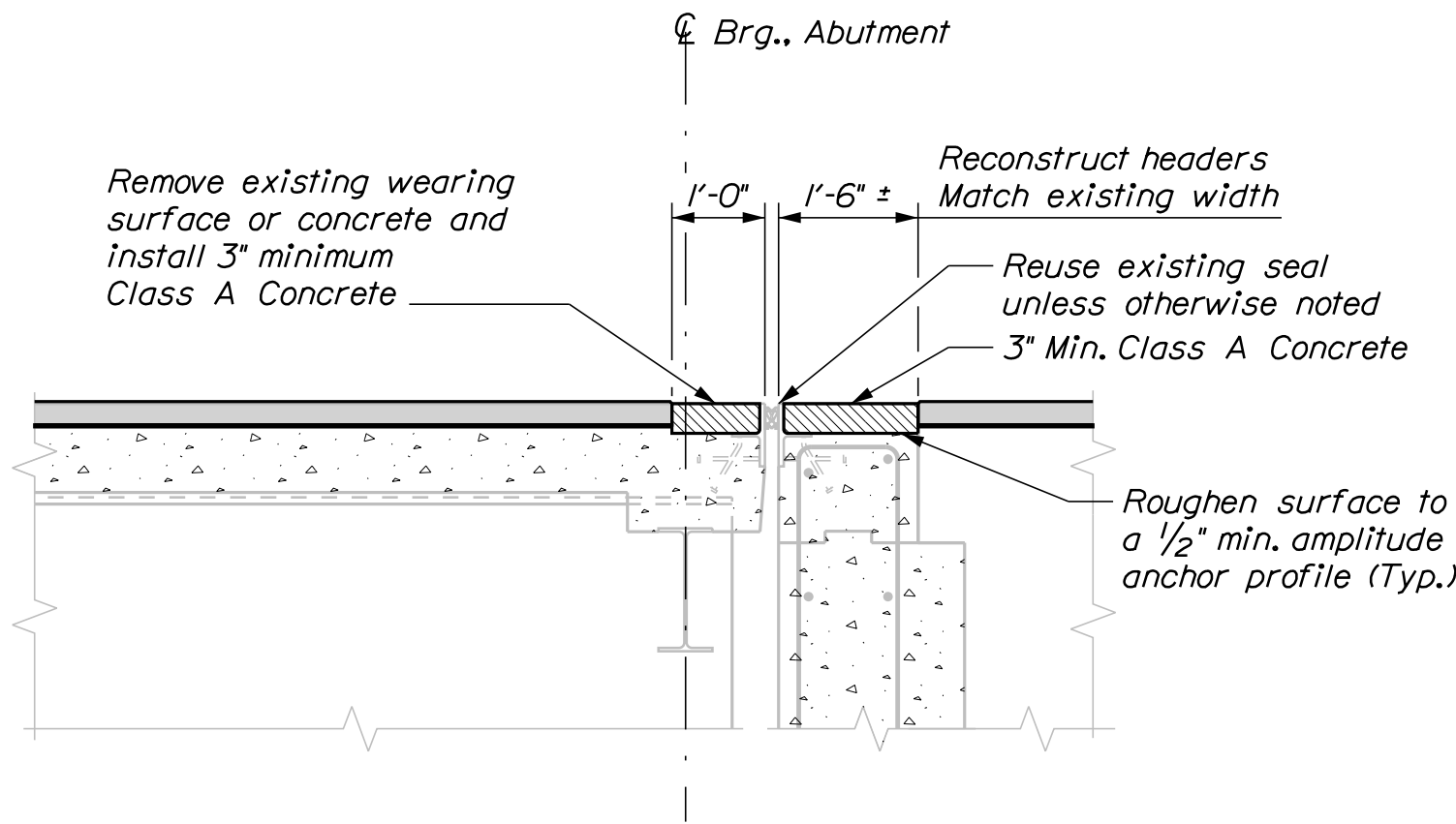


Date: 3/1/2022

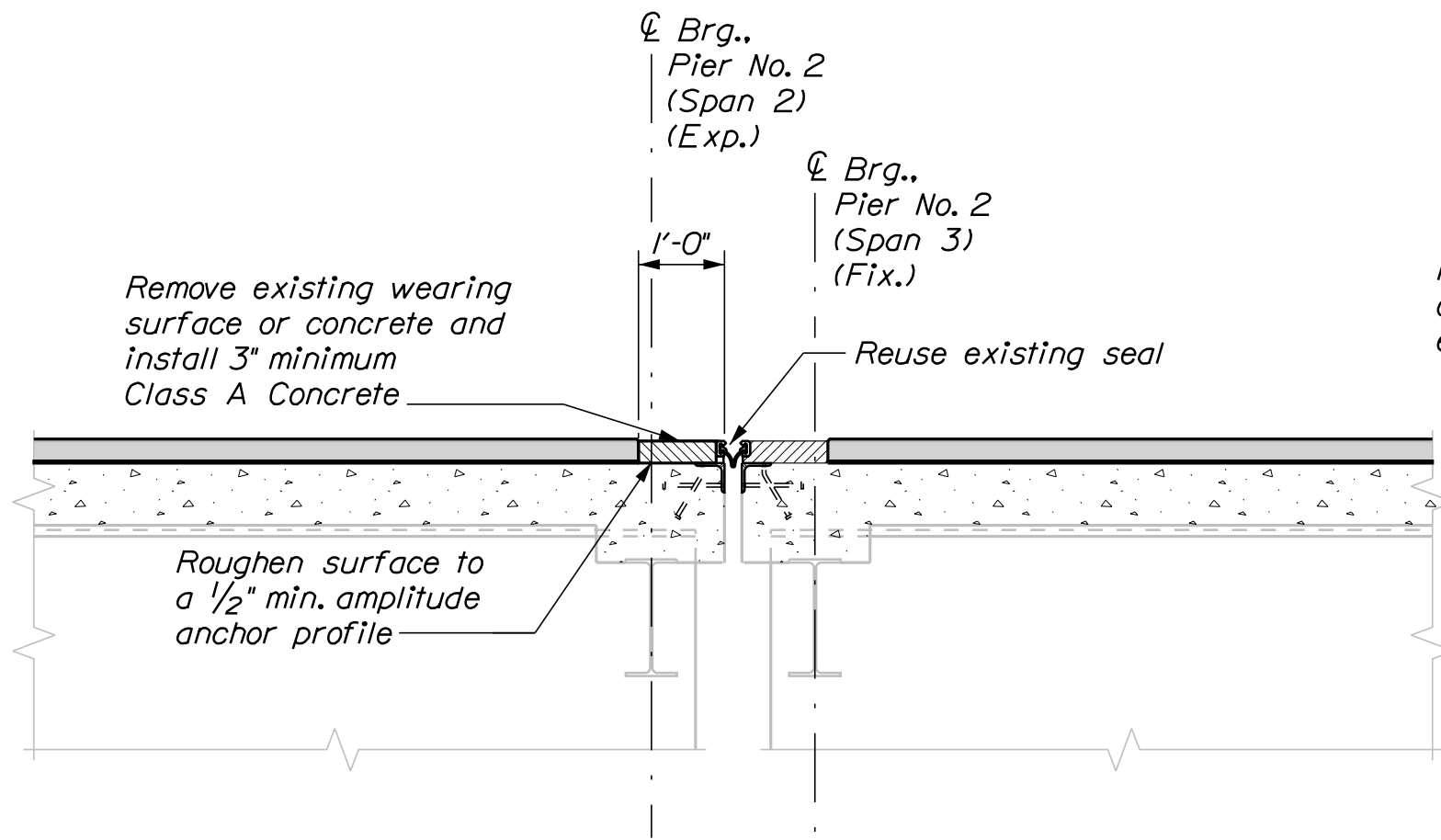
Username: PDonovan

Division: BRIDGE

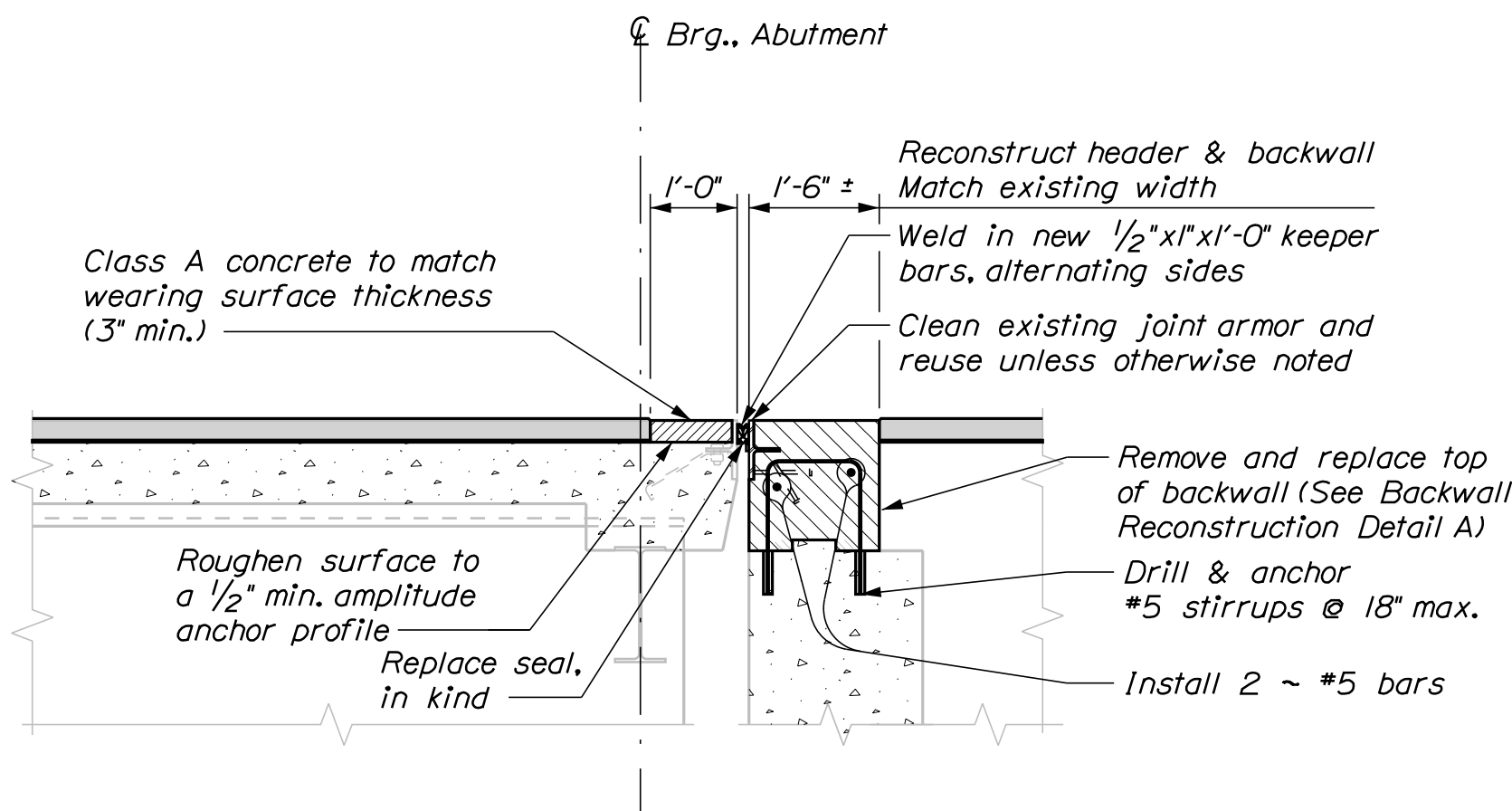
Filename: ... \004\_NB-Typical\_Det-01.dgn



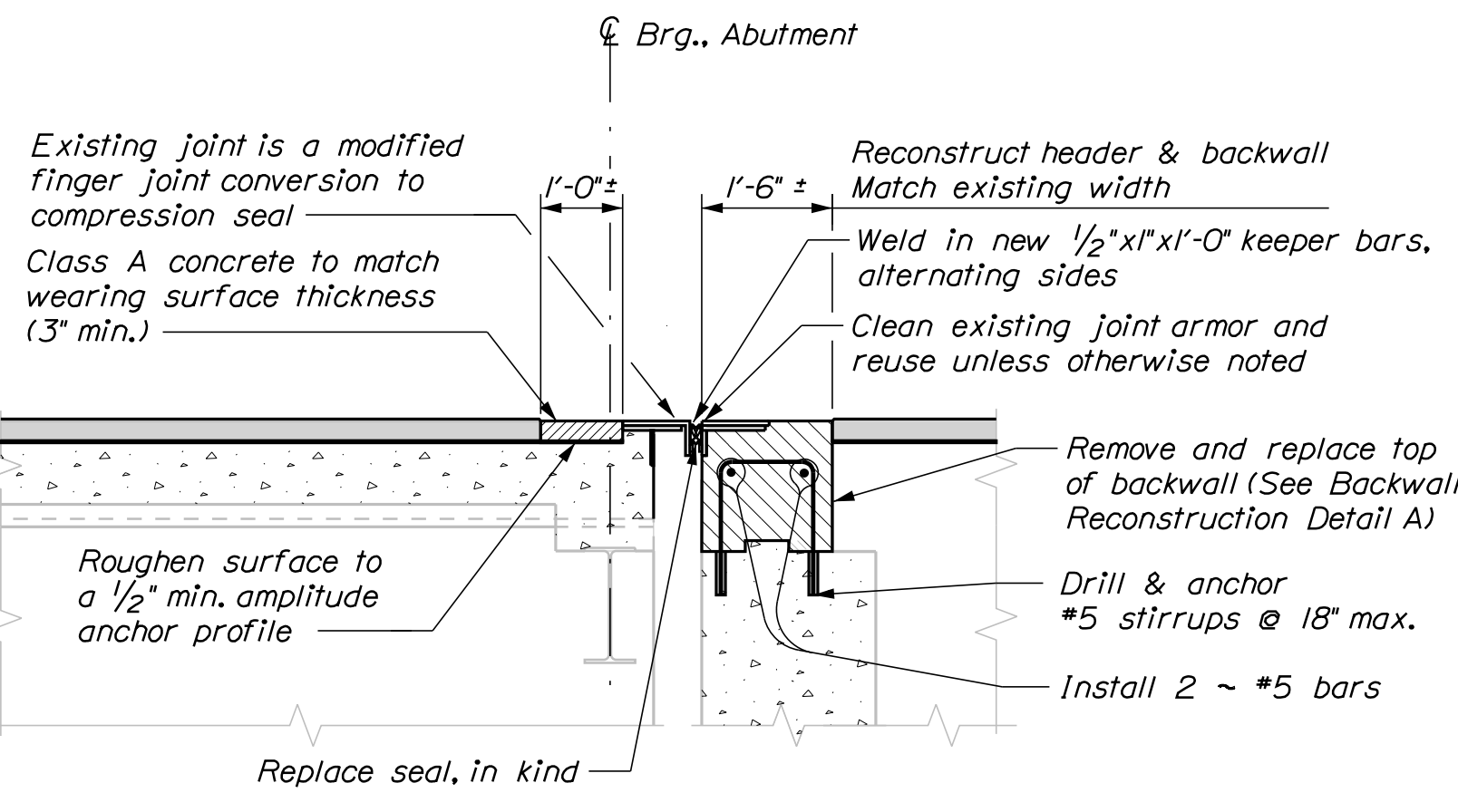
**BRIDGE JOINT MODIFICATION TYPE 2A**  
(Compression seal shown, existing joint may be finger joint or gland seal)



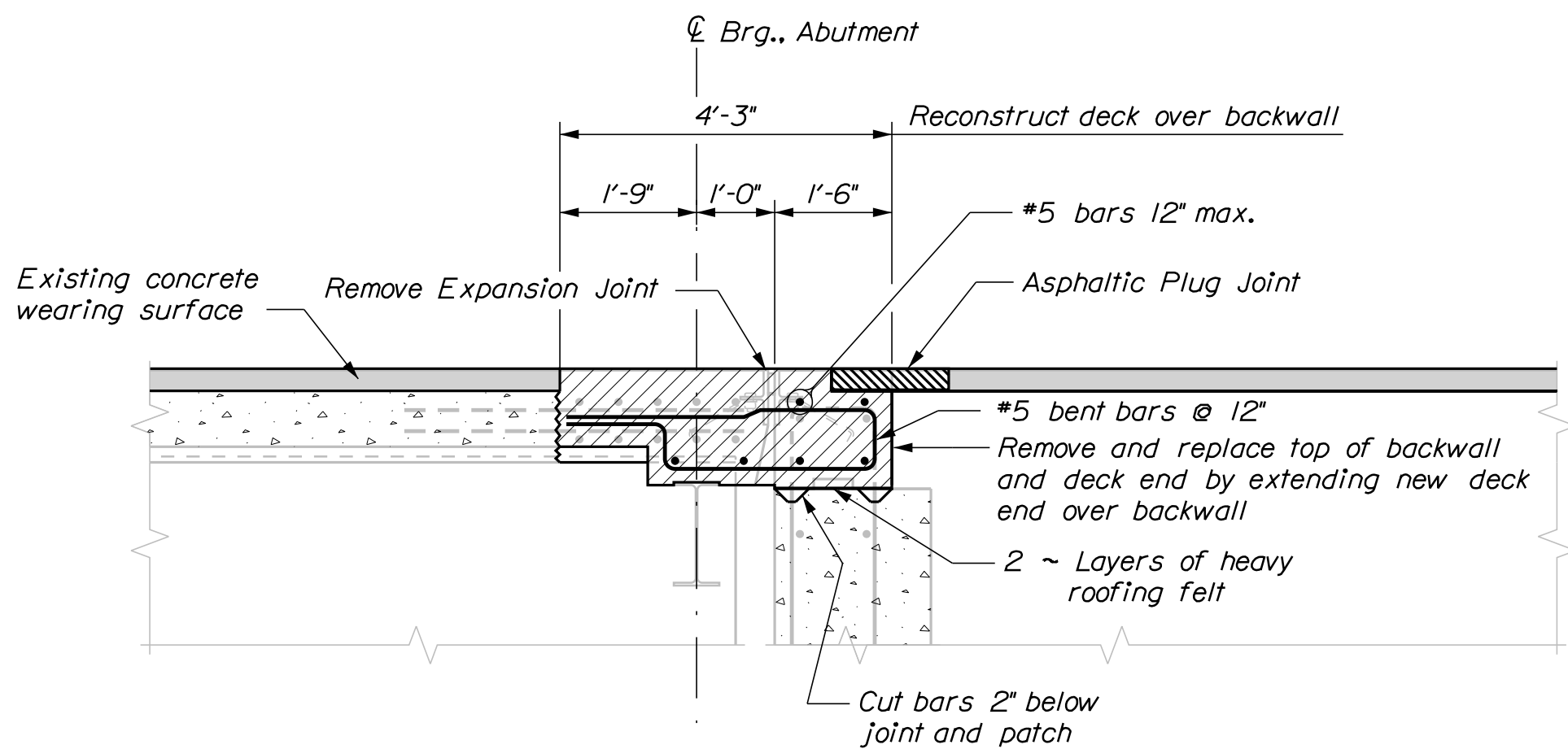
**BRIDGE JOINT MODIFICATION TYPE 2B**



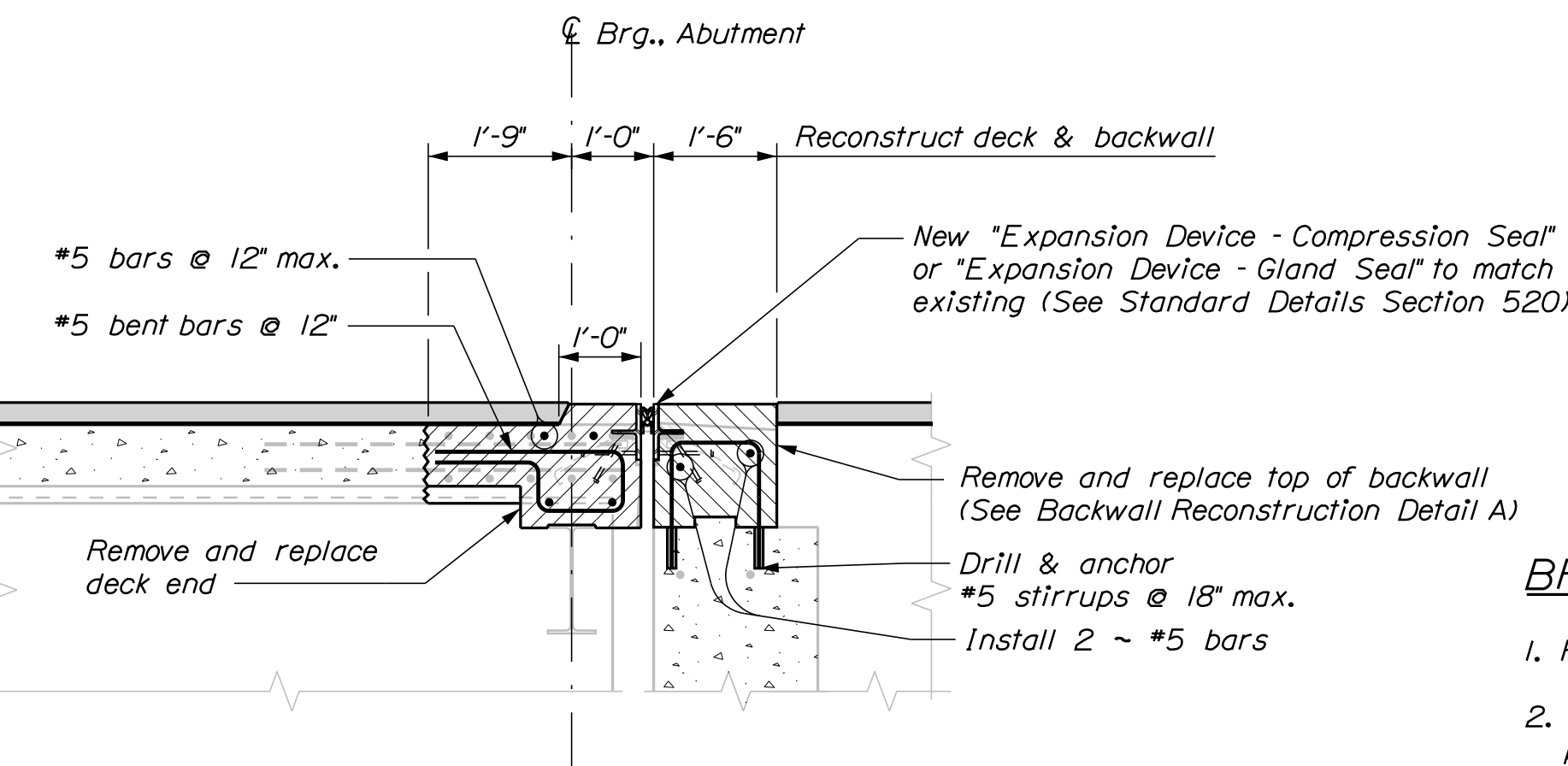
**BRIDGE JOINT MODIFICATION TYPE 3A**  
Note: Compression seal is shown, gland seal is similar.



**BRIDGE JOINT MODIFICATION TYPE 3B**

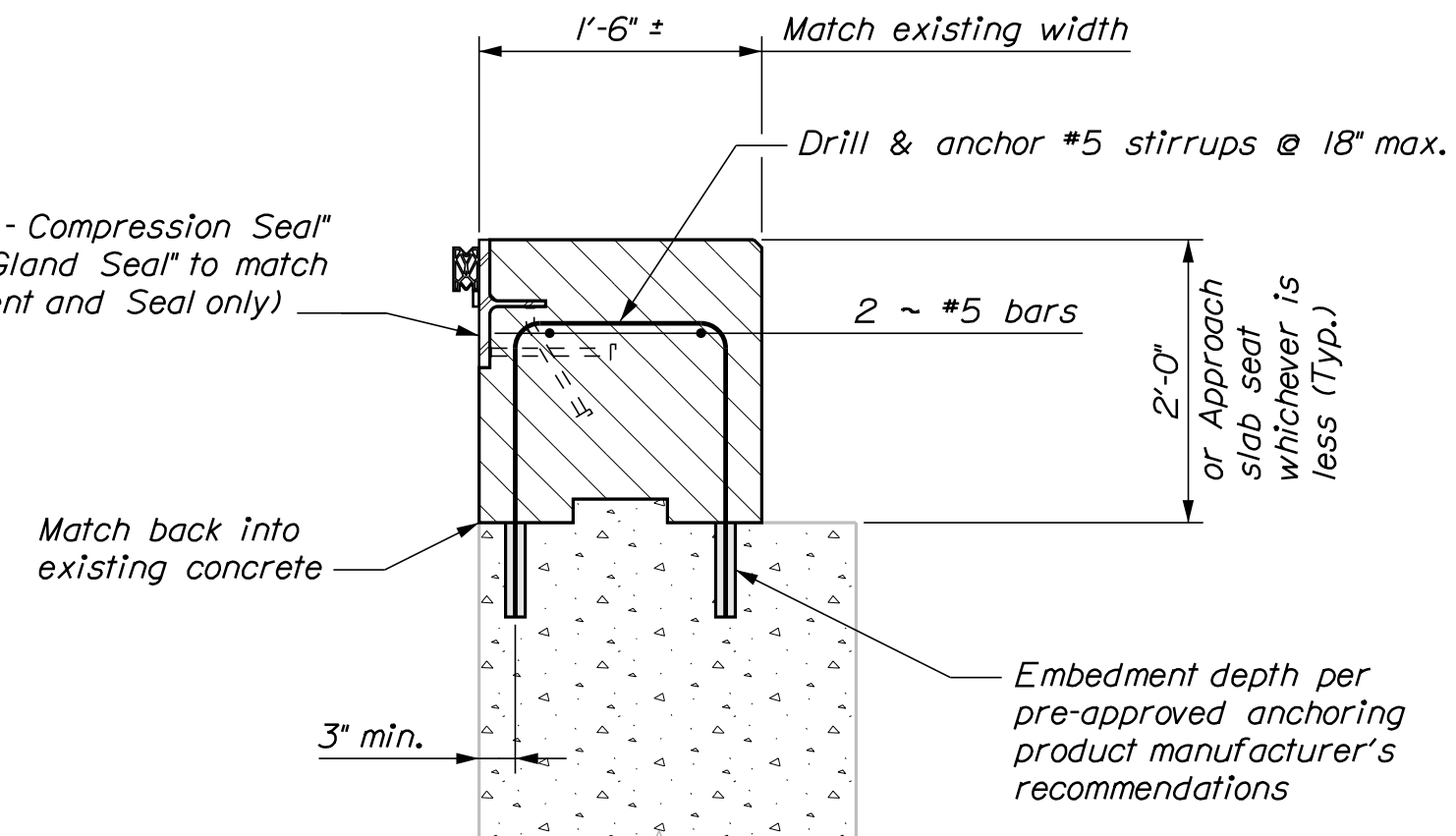


**BRIDGE JOINT MODIFICATION TYPE 4**  
Note: Asphaltic Plug Joint will be paid for under Item 519.60



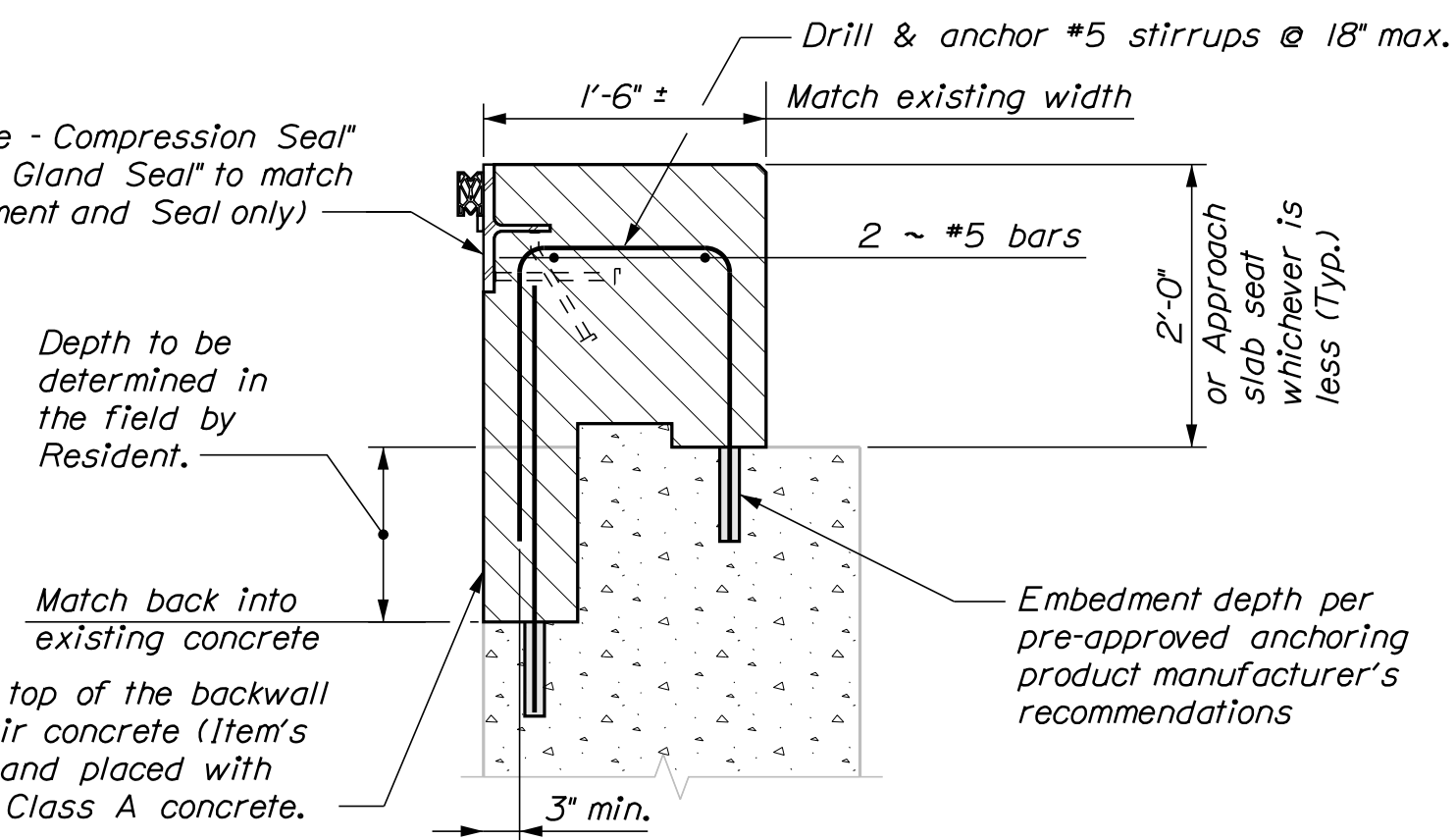
**BRIDGE JOINT MODIFICATION TYPE 5**  
Note: Compression seal shown, gland seal is as specified in Standard Details Section 520  
See "Reconstructed Curb & Overhang Detail"

New "Expansion Device - Compression Seal" or "Expansion Device - Gland Seal" to match existing (Backwall Element and Seal only)

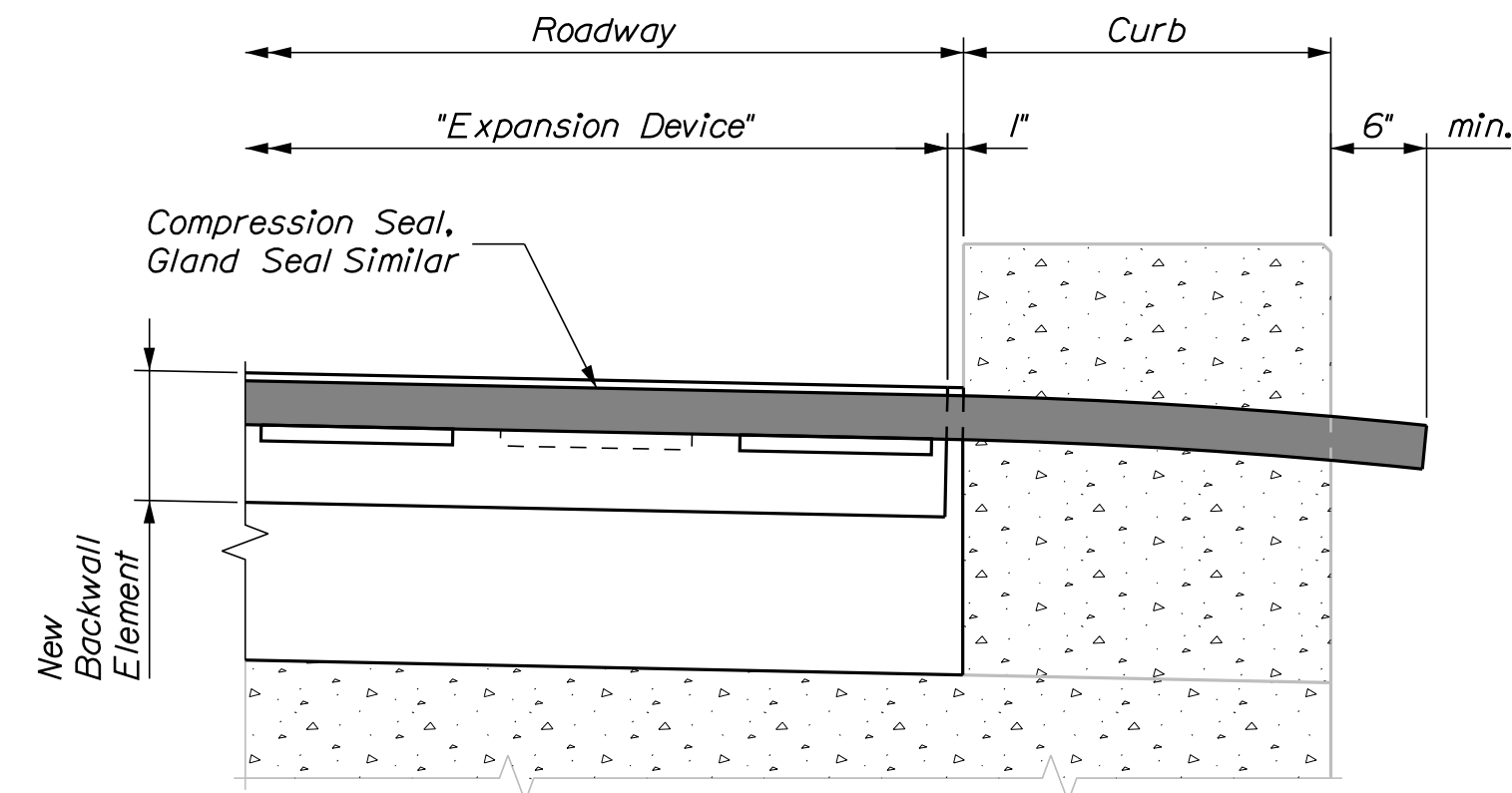


**BACKWALL RECONSTRUCTION DETAIL A**  
See Standard Details Section 520 for "Expansion Device"  
Note: If repairs below the top of the backwall are necessary, see Backwall Reconstruction Detail B

New "Expansion Device - Compression Seal" or "Expansion Device - Gland Seal" to match existing (Backwall Element and Seal only)



**BACKWALL RECONSTRUCTION DETAIL B**  
See Standard Details Section 520 for "Expansion Device"



**BRIDGE JOINT DETAIL AT CURB**  
Scale: 1" = 1'-0"

**BRIDGE JOINT MODIFICATION NOTES**

1. Refer to Standard Details Sections 502 and 520 for details and information not shown.
2. All concrete surfaces where new concrete is to be placed shall have a 1/4-in. minimum anchor profile or roughened surface unless noted otherwise.
3. All new steel supplied for the bridge joint modification shall be uncoated.
4. The Contractor shall be responsible for selecting the appropriate seal from the MaineDOT "Approved Products List" based on the movement rating and skew. The Contractor shall submit to the Resident the selected seal for review at least two weeks prior to installation.
5. Approach slab not shown in these details for clarity.
6. Details are shown with bituminous wearing surfaces, but some bridges have concrete wearing surfaces.

INTERSTATE 95 NORTHBOUND BRIDGE JOINT REHABILITATIONS ISLAND FALLS TO HOULTON		PROJ. MGR. Travis Hornel, P.E.		BY	DATE	
TYPICAL DETAILS (1 OF 2)		DESIGN-DETAILED	E.L. Walton	P. Donovan	2/18/22	
		CHECKED-REVIEWED	L.S. Brenier	R.S. Blunt	2/18/22	
		DESIGN-DETAILED				
		REVISIONS 1				
		REVISIONS 2				
		REVISIONS 3				
		REVISIONS 4				
FIELD CHANGES						

STATE OF MAINE  
DEPARTMENT OF TRANSPORTATION

2515300

WIN  
25153.00

As Noted

BRIDGE PLANS

STATE OF MAINE  
DEPARTMENT OF TRANSPORTATION  
ROBERT S. BLUNT  
11158  
P.E. NUMBER  
2/21/2022  
DATE

Robert S. Blunt

SHEET NUMBER

4

OF 12

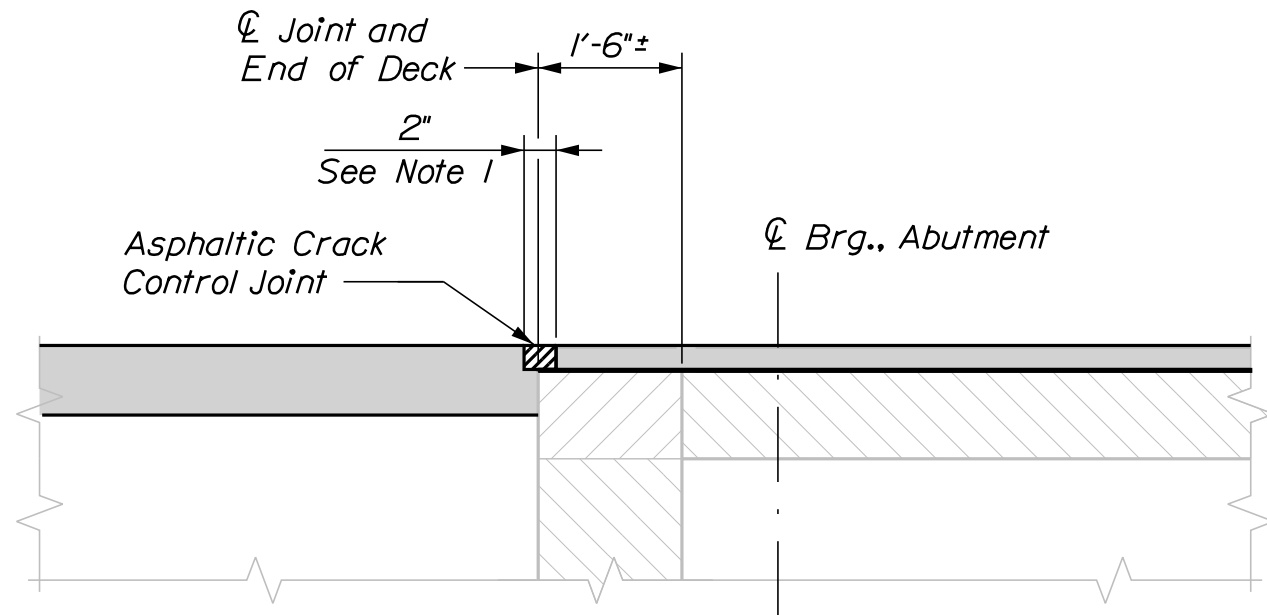


Date:3/1/2022

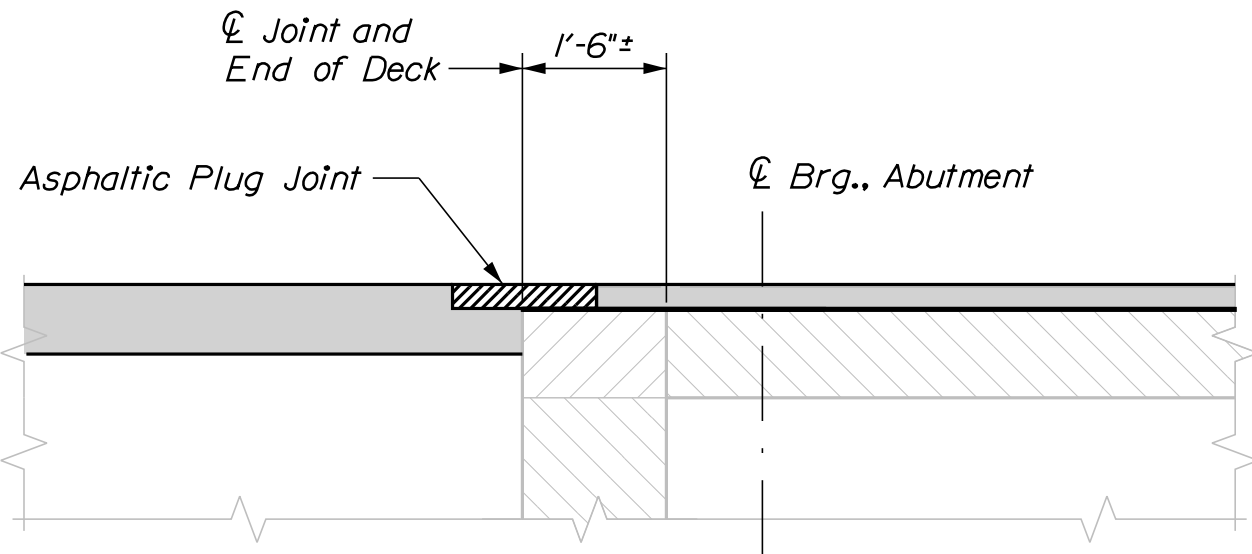
Username: PDonovan

Division: BRIDGE

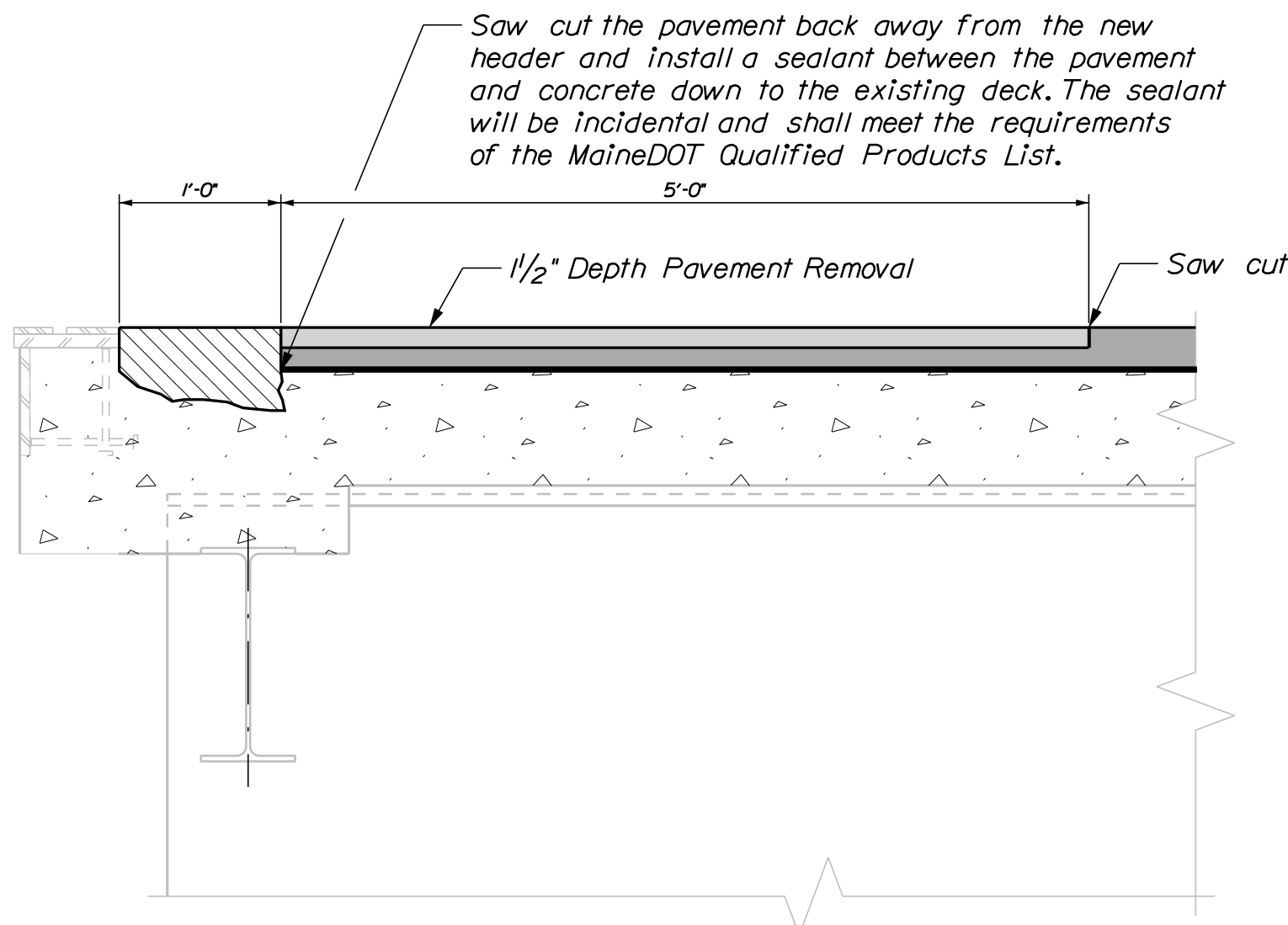
Filename: ... \005\_NB-Typical\_Det-02.dgn



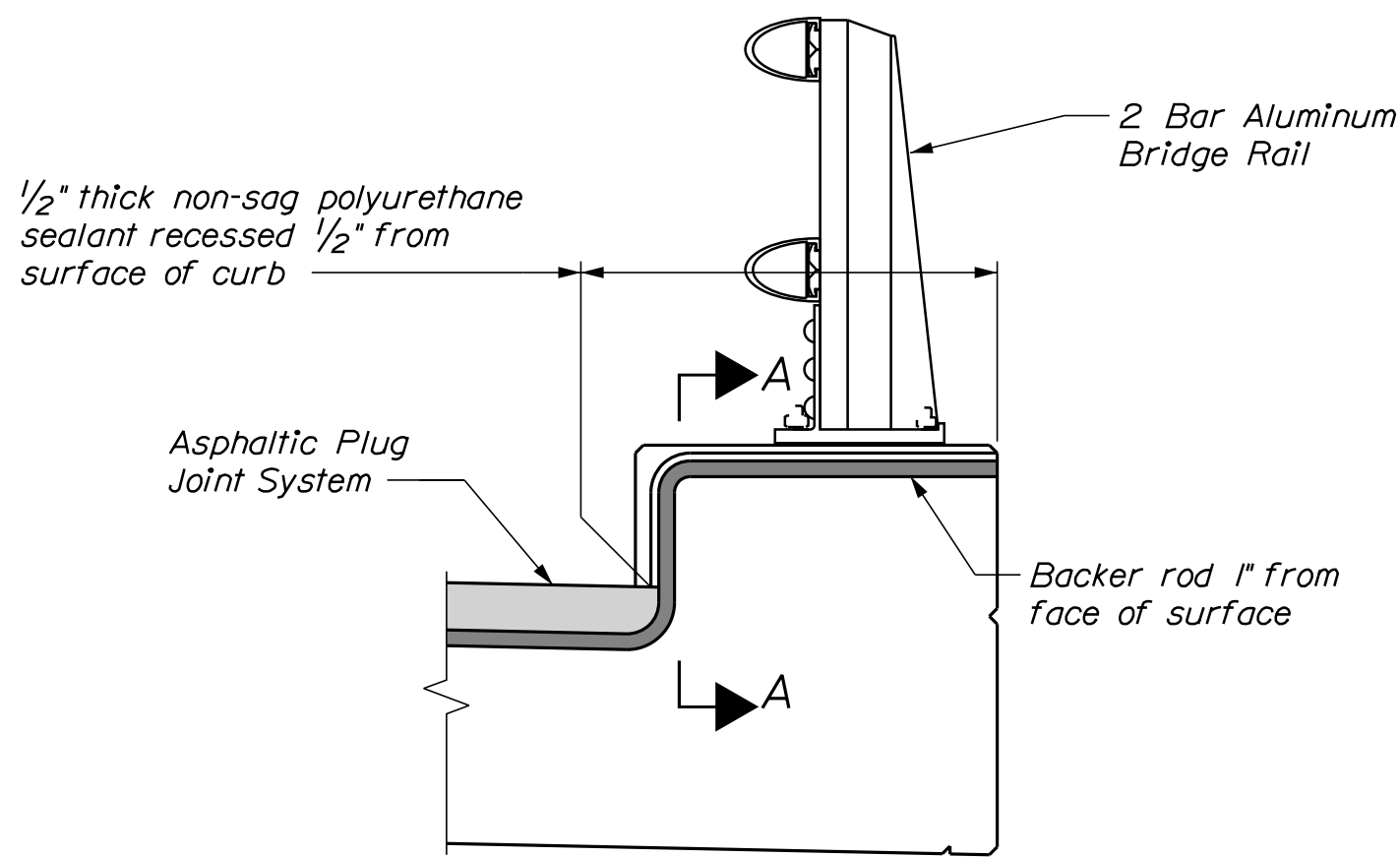
ASPHALTIC CRACK CONTROL JOINT



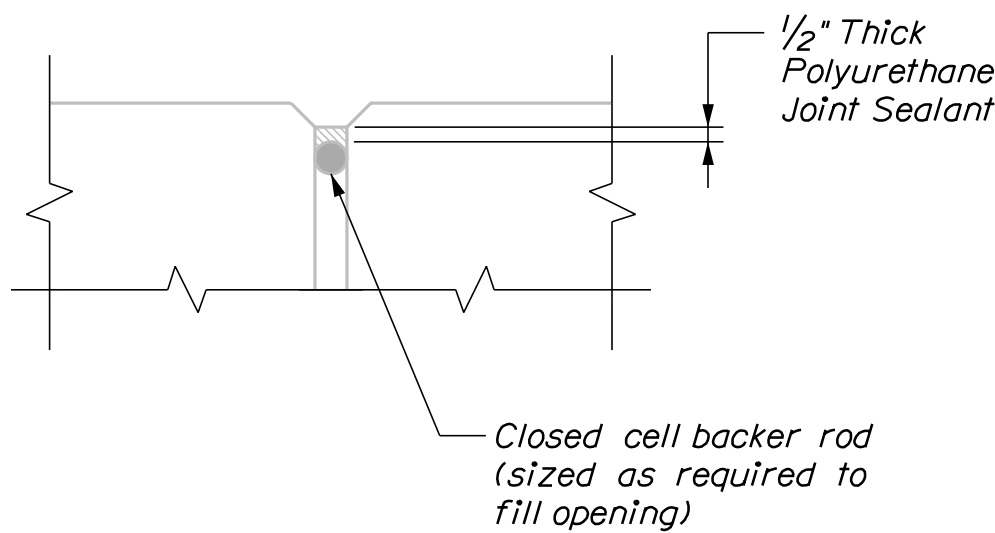
EXPANSION DEVICE - ASPHALTIC PLUG JOINT



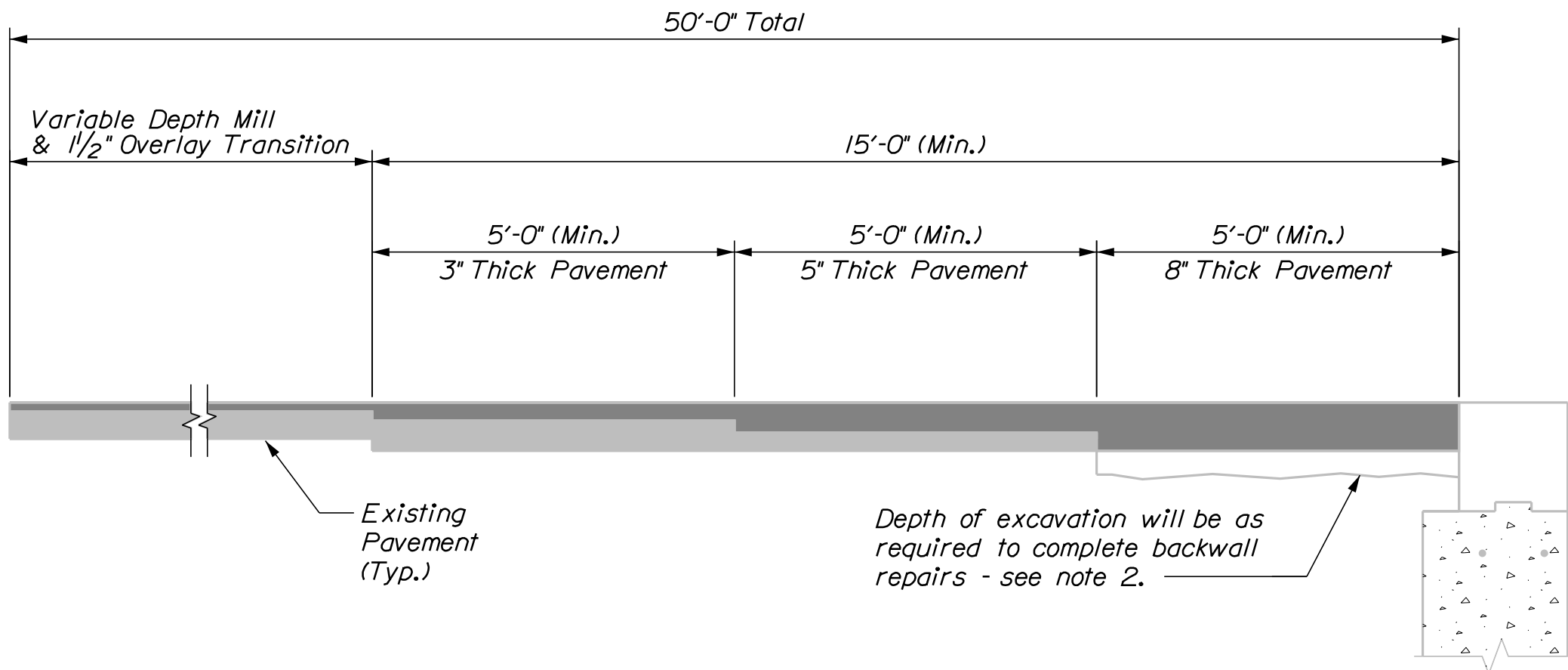
PAVEMENT REMOVAL DETAIL ON BRIDGE



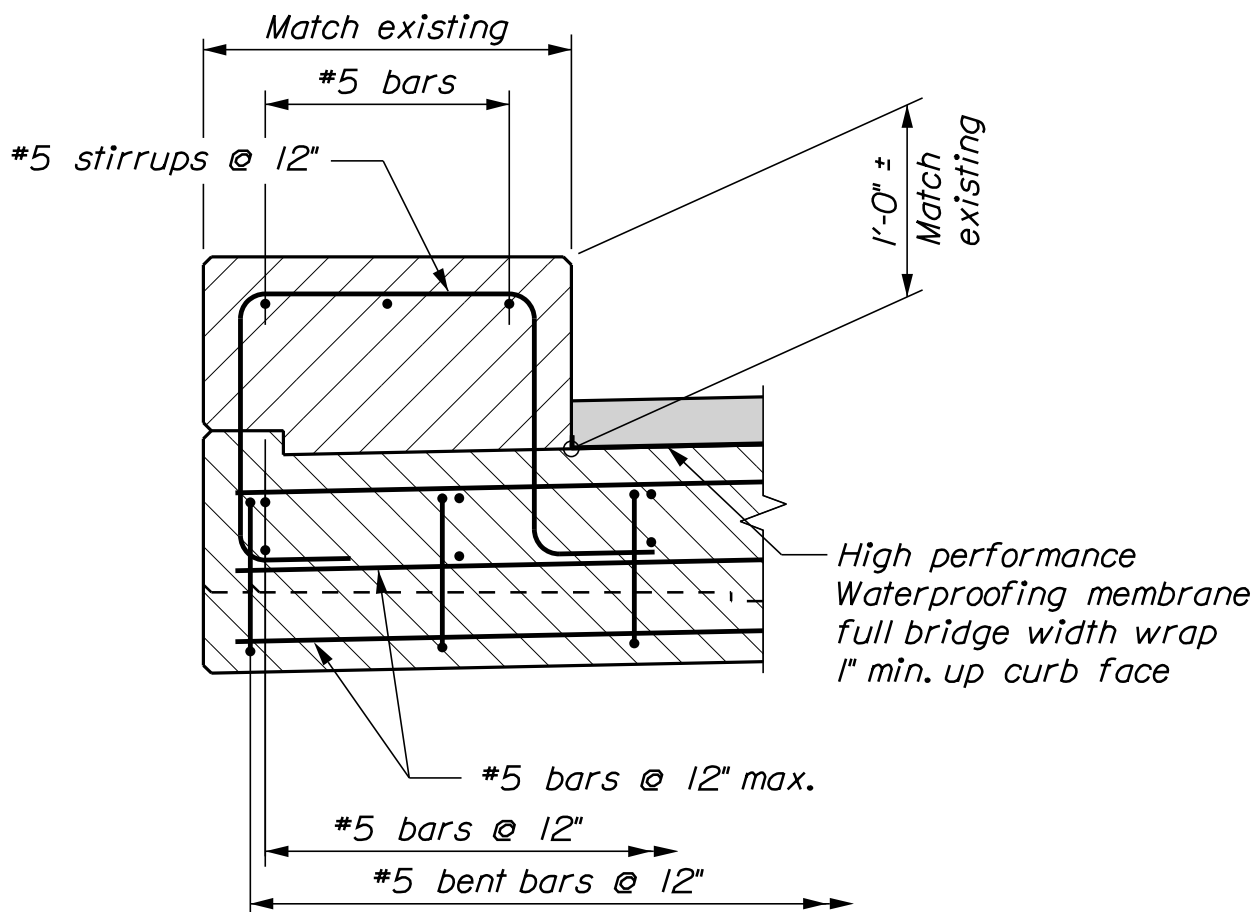
ASPHALTIC PLUG JOINT TREATMENT AT BRIDGE CURB



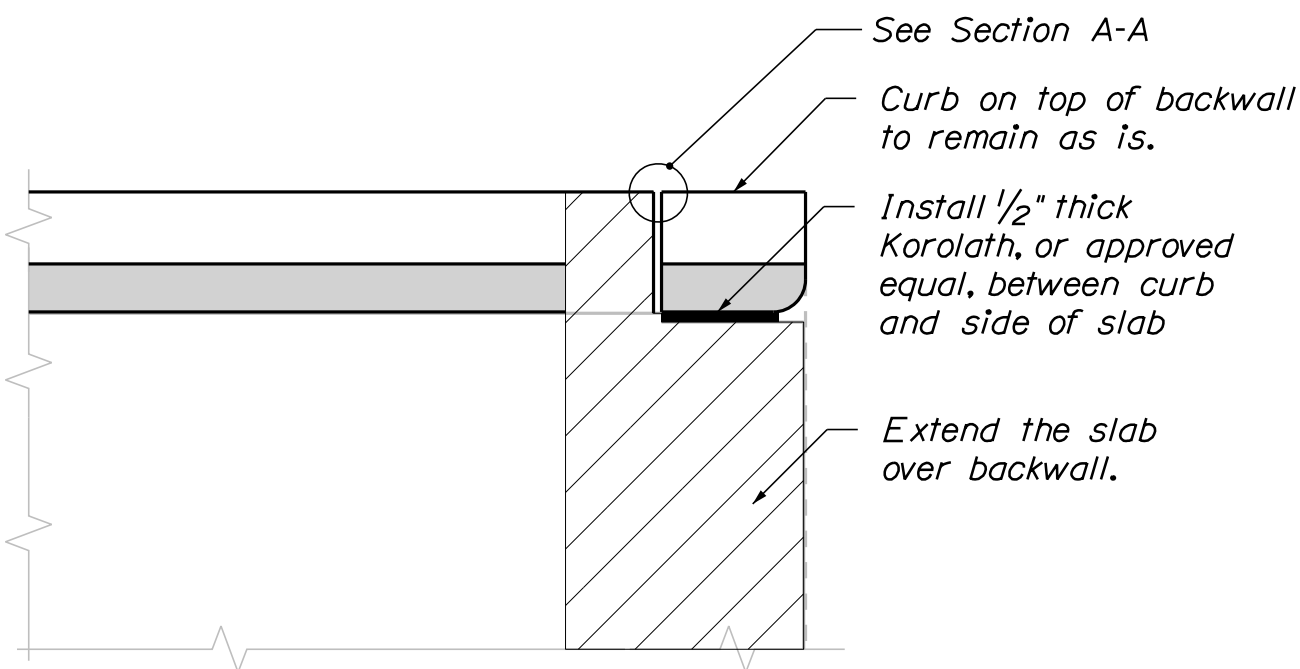
SECTION A-A



PROFILE GRADE CORRECTION WITH BACKWALL REPAIRS OR RECONSTRUCTION



RECONSTRUCTED CURB & OVERHANG DETAIL  
Detail shown with bituminous wearing surface, concrete wearing surface similar.



PLAN VIEW, SLAB OVER BACKWALL DETAIL

NOTES:

1. Install the Asphaltic Crack Control Joint a minimum of 3" deep. Saw cut sides vertical.
2. If an approach slab is encountered during excavation, excavate down to the top, using care not to damage the approach slab. Material excavated may be used as backfill if suitable to the Resident. Thoroughly compact before placing pavement.

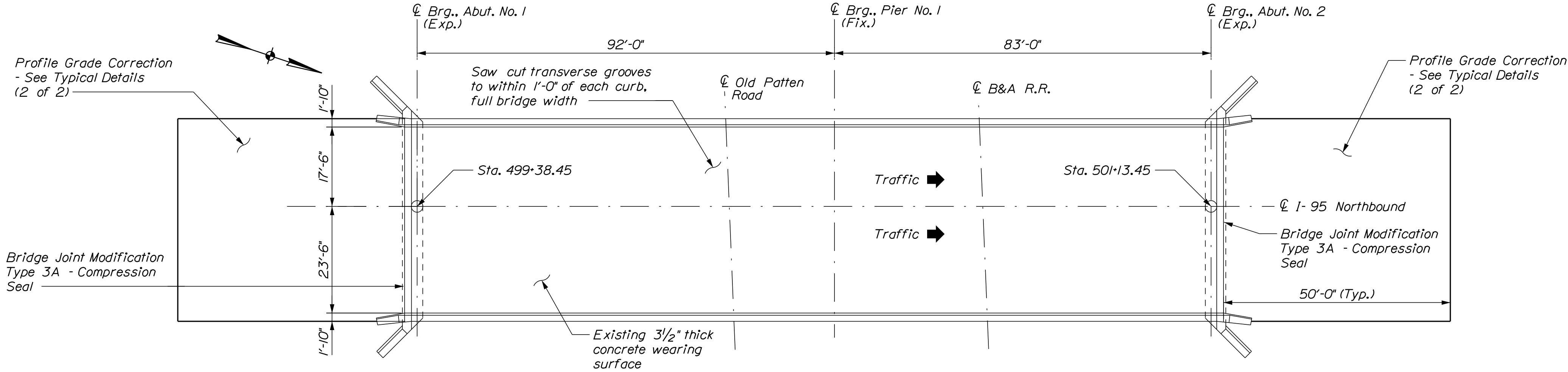
INTERSTATE 95 NORTHBOUND BRIDGE JOINT REHABILITATIONS ISLAND FALLS TO HOULTON										STATE OF MAINE DEPARTMENT OF TRANSPORTATION									
TYPICAL DETAILS (2 OF 2)										2515300									
										WIN									
										25153.00									
										BRIDGE PLANS									
										As Noted									
SHEET NUMBER										<div>STATE OF MAINE ROBERT S. BLUNT 11158 LICENSED PROFESSIONAL ENGINEER</div>									
PROJ. MGR. Travis Hamel, P.E. DESIGN-DETAILED E.L. Walton P. Donovan CHECKED-REVIEWED L.S. Barner R.S. Blunt DESIGN2-DETAILED2 DESIGN3-DETAILED3 REVISIONS 1 REVISIONS 2 REVISIONS 3 REVISIONS 4 FIELD CHANGES										2/18/22									
										DATE									
										BY									
										SIGNATURE									
										11158									
										P.E. NUMBER									
										2/21/2022									
DATE																			
2515300																			
WIN																			
25153.00																			
BRIDGE PLANS																			
As Noted																			

Date: 3/1/2022

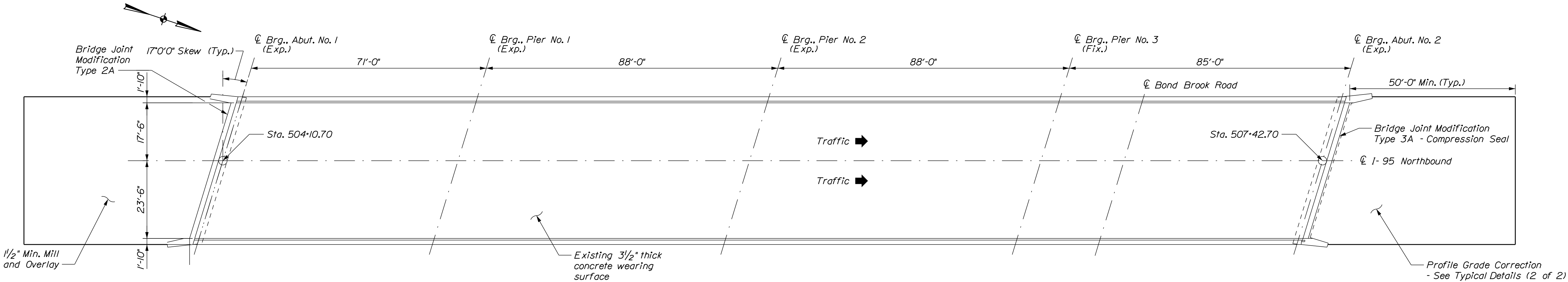
Username: PDonovan

Division: BRIDGE

Filename: ... \I95-NB\006\_NB\_Brg-Plan\_01.dgn



INTERSTATE 95 NORTHBOUND OVER  
OLD PATTEN ROAD & B&A R.R.  
Island Falls ~ Bridge No. 1403



INTERSTATE 95 NORTHBOUND OVER  
FISH STREAM AND BOND BROOK ROAD  
Island Falls ~ Bridge No. 1402  
Note: The joint at Abutment No. 1 is a finger joint

STATE OF MAINE

DEPARTMENT OF TRANSPORTATION

2515300

WIN

25153.00

As Noted

BRIDGE PLANS

STATE OF MAINE

ROBERT S. BLUNT

11158

2/21/2022

SIGNATURE

P.E. NUMBER

DATE

PROJ. MGR.

CHECKED

DESIGNED

DESIGNED

REVISIONS

REVISIONS

REVISIONS

FIELD CHANGES

INTERSTATE 95 NORTHBOUND

BRIDGE JOINT REHABILITATIONS

ISLAND FALLS TO HOULTON

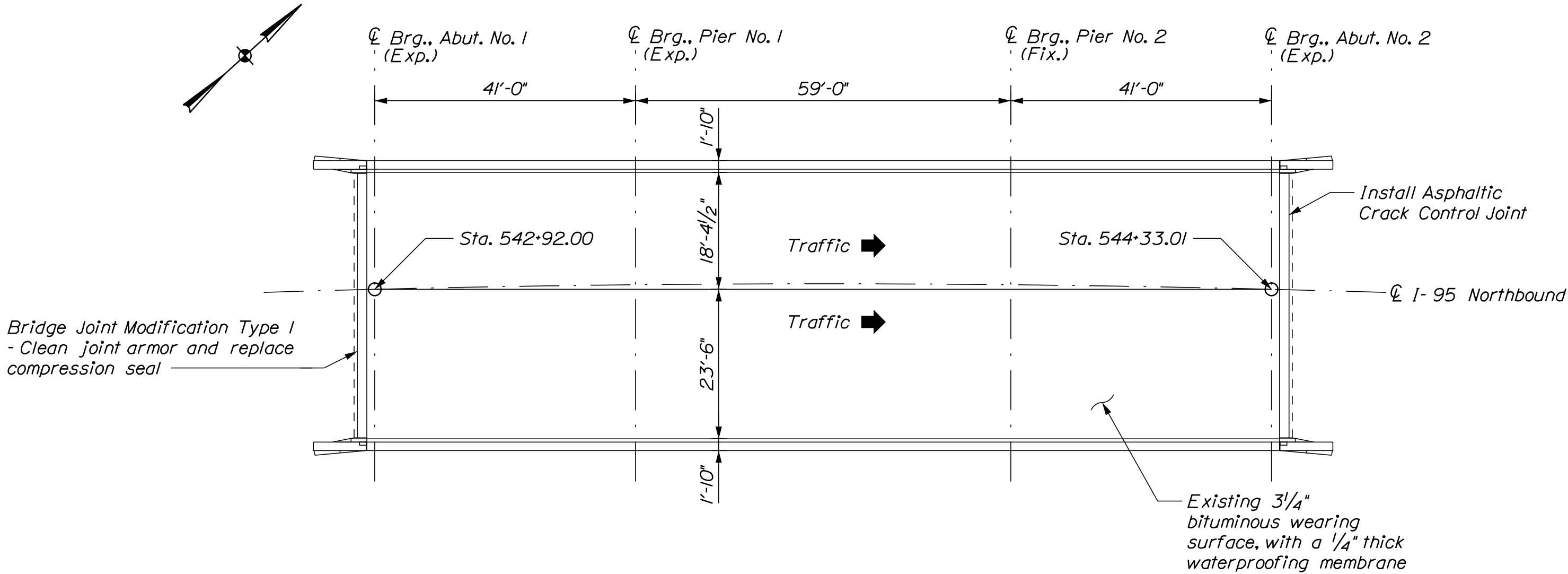
BRIDGE PLANS

(1 OF 7)

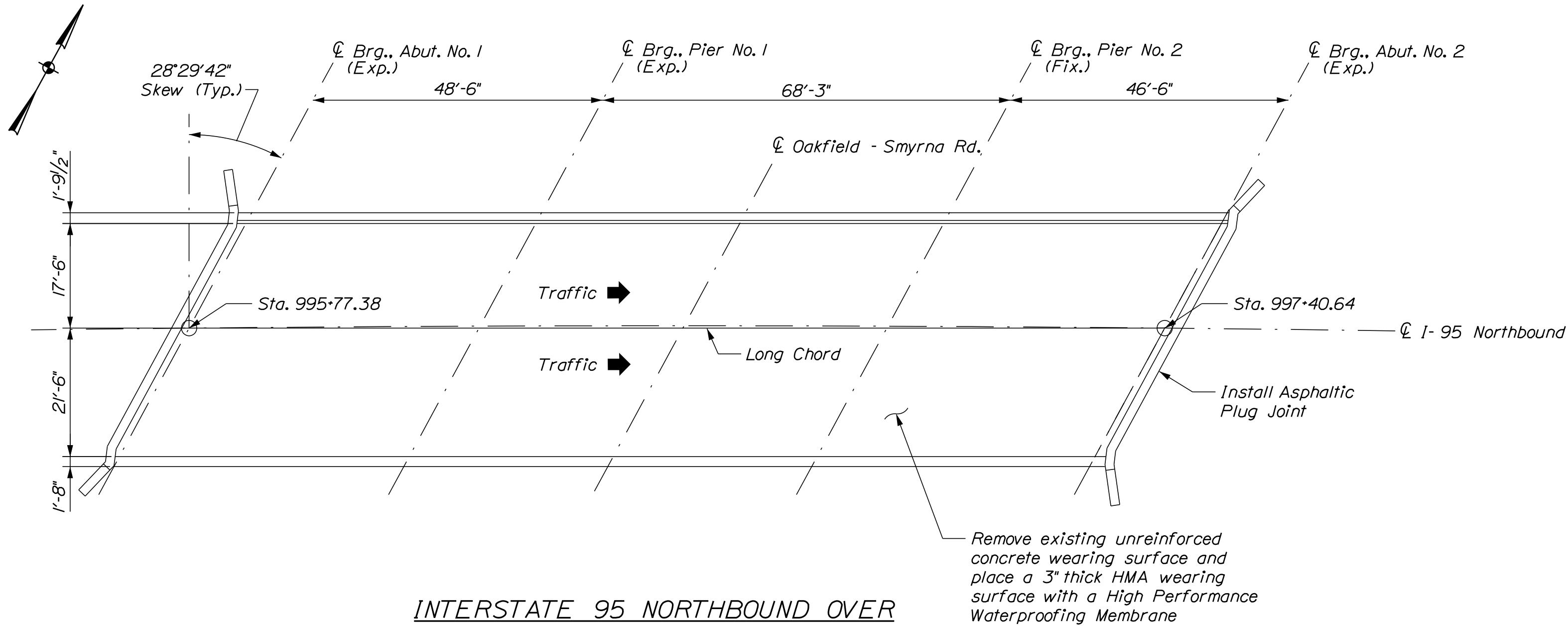
SHEET NUMBER

6

OF 12



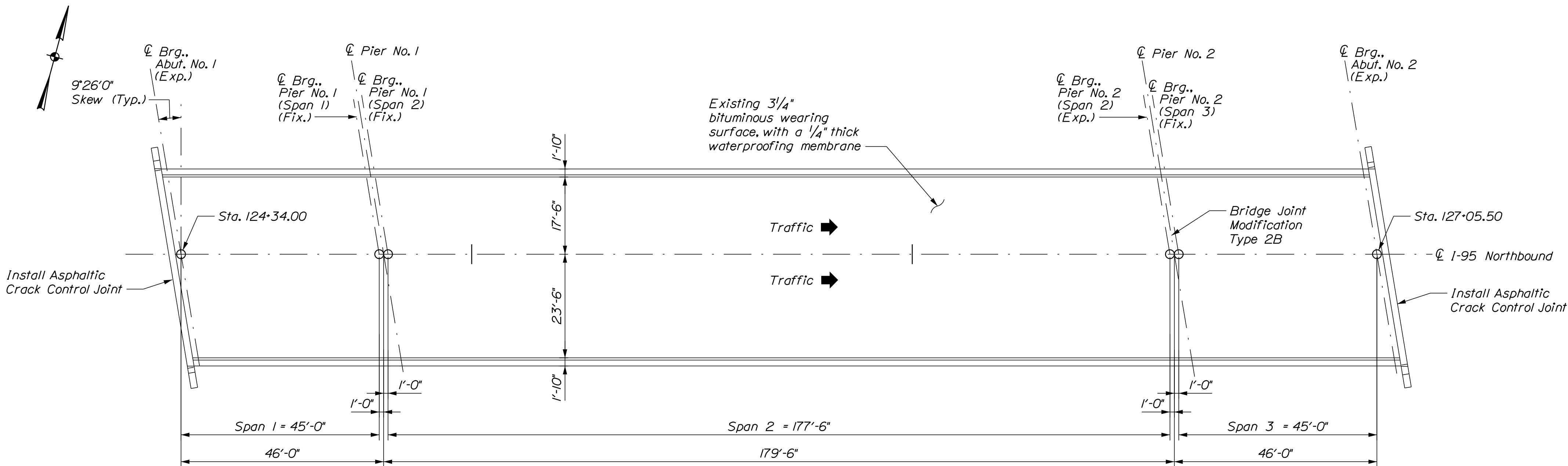
INTERSTATE 95 NORTHBOUND OVER  
WEST BRANCH MATTAWAMKEAG RIVER  
Island Falls ~ Bridge No. 1401



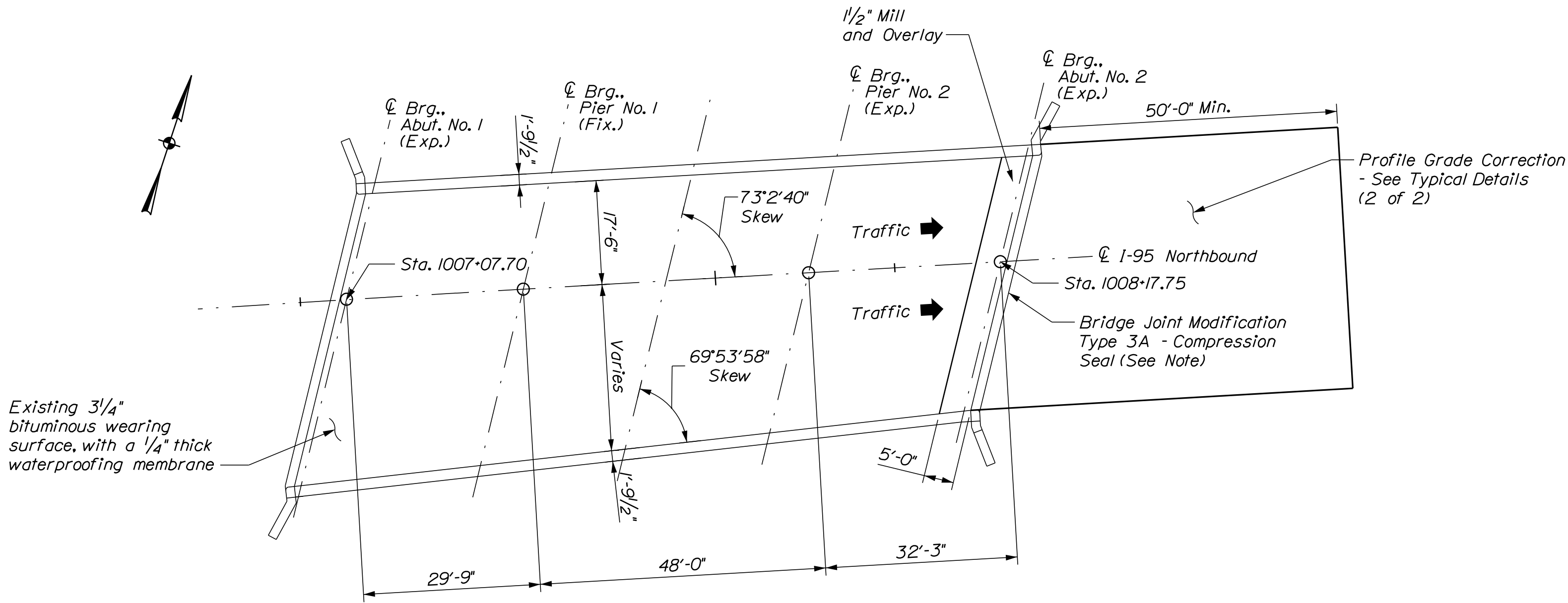
INTERSTATE 95 NORTHBOUND OVER  
OAKFIELD-SMYRNA ROAD  
Oakfield ~ Bridge No. 1397

<div> <div>STATE OF MAINE</div> <div>DEPARTMENT OF TRANSPORTATION</div> <div>2515300</div> <div>WIN</div> <div>25153.00</div> <div>As Noted</div> <div>BRIDGE PLANS</div> </div>	<div> <div> <div>STATE OF MAINE</div> <div>ROBERT S. BLUNT</div> <div>11158</div> <div>PROFESSIONAL ENGINEER</div> </div> <div> <div>SIGNATURE</div> <div>11158</div> <div>P.E. NUMBER</div> <div>2/21/2022</div> <div>DATE</div> </div> </div>	<div> <div>PROJ. MGR.</div> <div>DESIGNED-DETAILED</div> <div>CHECKED-REVIEWED</div> <div>DESIGNS-DETAILED</div> <div>REVISIONS 1</div> <div>REVISIONS 2</div> <div>REVISIONS 3</div> <div>REVISIONS 4</div> <div>FIELD CHANGES</div> </div>	<div> <div>BY</div> <div>P. Donovan</div> <div>R.S. Blunt</div> </div>	<div> <div>DATE</div> <div>2/18/22</div> <div>2/18/22</div> </div>	
		<div> <div>INTERSTATE 95 NORTHBOUND</div> <div>BRIDGE JOINT REHABILITATIONS</div> <div>ISLAND FALLS TO HOULTON</div> <div>BRIDGE PLANS</div> <div>(2 OF 7)</div> </div>			<div> <div>SHEET NUMBER</div> <div>7</div> <div>OF 12</div> </div>





INTERSTATE 95 NORTHBOUND OVER  
B & A R.R. YARD  
Oakfield ~ Bridge No. 1395



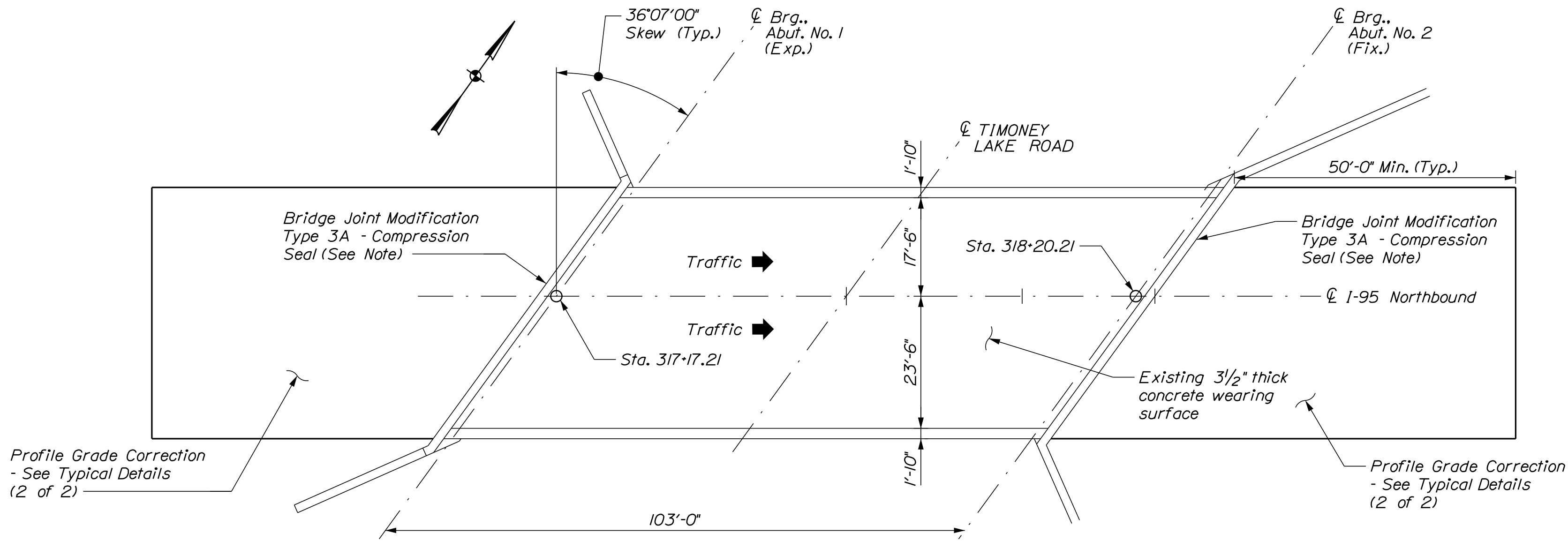
INTERSTATE 95 NORTHBOUND OVER  
EAST BRANCH MATTAWAMKEAG RIVER  
Oakfield ~ Bridge No. 1396

Note: The Bridge Joint Modification Type 3A will require new joint armor on the deck side, only. Clean and reuse the backwall side joint armor.

PROJ. MGR.	Travis Hamel, P.E.	BY	P. Donovan	DATE	2/18/22
DESIGN-DETAILED	E.L. Walton	BY	R.S. Blunt	DATE	2/18/22
CHECKED-REVIEWED	L.S. Berner	BY		DATE	
DESIGN-DETAILED		BY		DATE	
DESIGN-DETAILED		BY		DATE	
REVISIONS 1		BY		DATE	
REVISIONS 2		BY		DATE	
REVISIONS 3		BY		DATE	
REVISIONS 4		BY		DATE	
FIELD CHANGES		BY		DATE	

SIGNATURE	11158	P.E. NUMBER	2/21/2022	DATE
STATE OF MAINE ROBERT S. BLUNT 11158 LICENSED PROFESSIONAL ENGINEER				

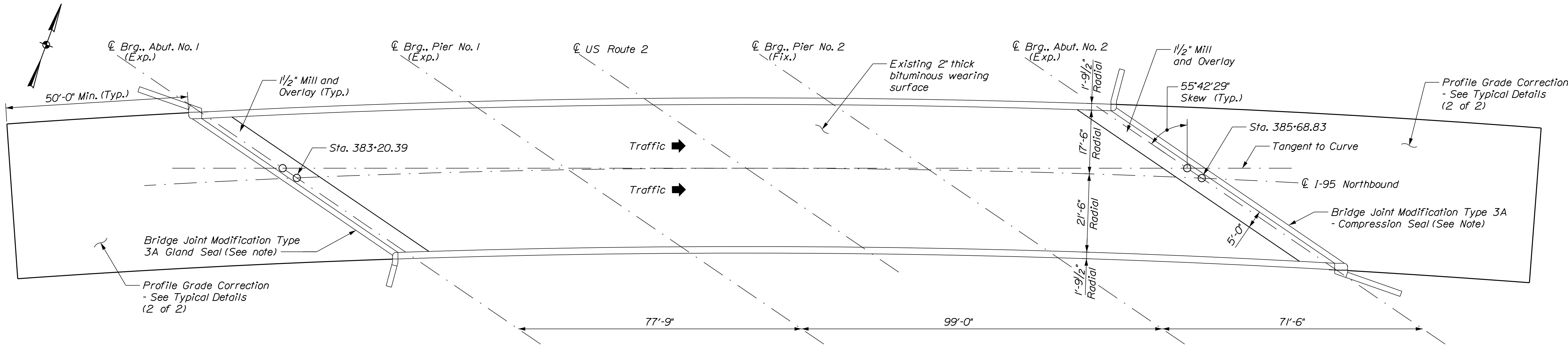




INTERSTATE 95 NORTHBOUND OVER  
TIMONEY LAKE ROAD

Smyrna ~ Bridge No.1394

Note: The Bridge Joint Modification Type 3A will require new joint armor on the backwall side of both joints. The deck side joint armor will be cleaned and reused at both joints.

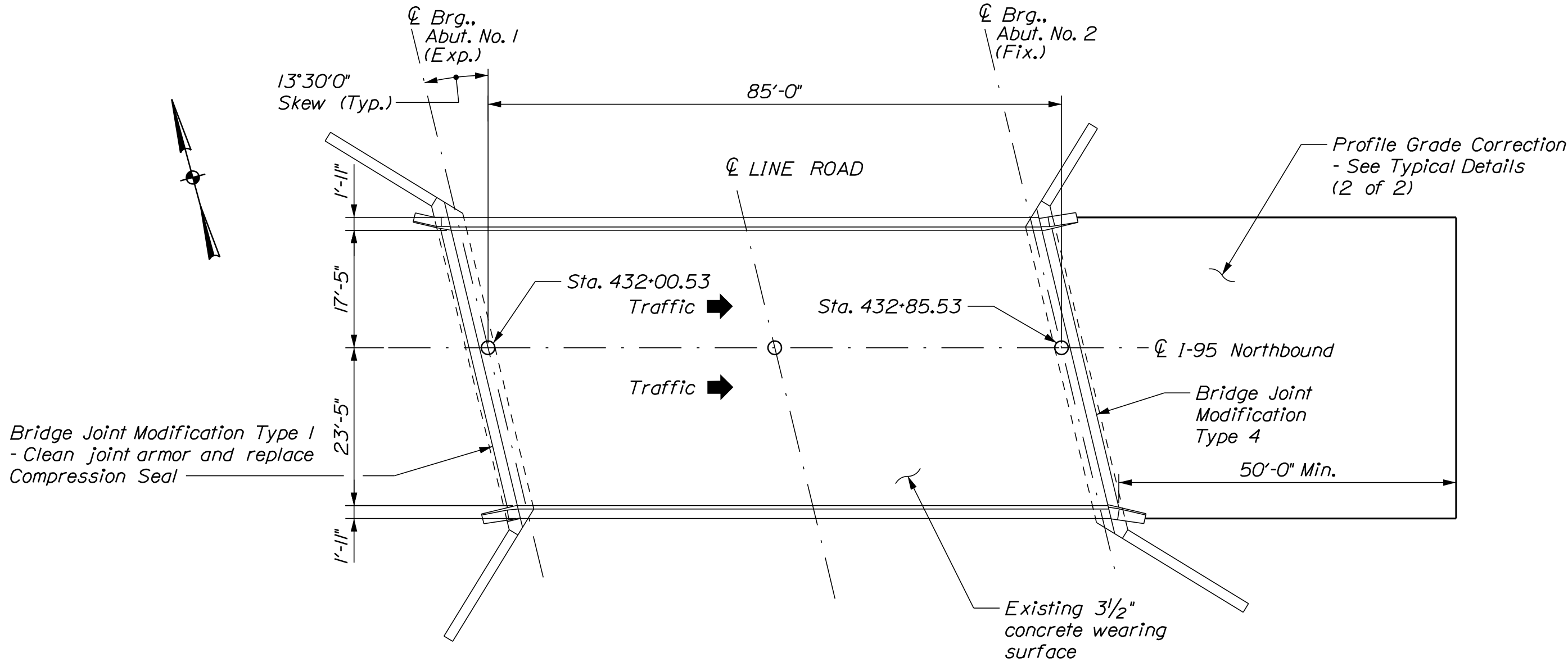


INTERSTATE 95 NORTHBOUND OVER  
US ROUTE 2

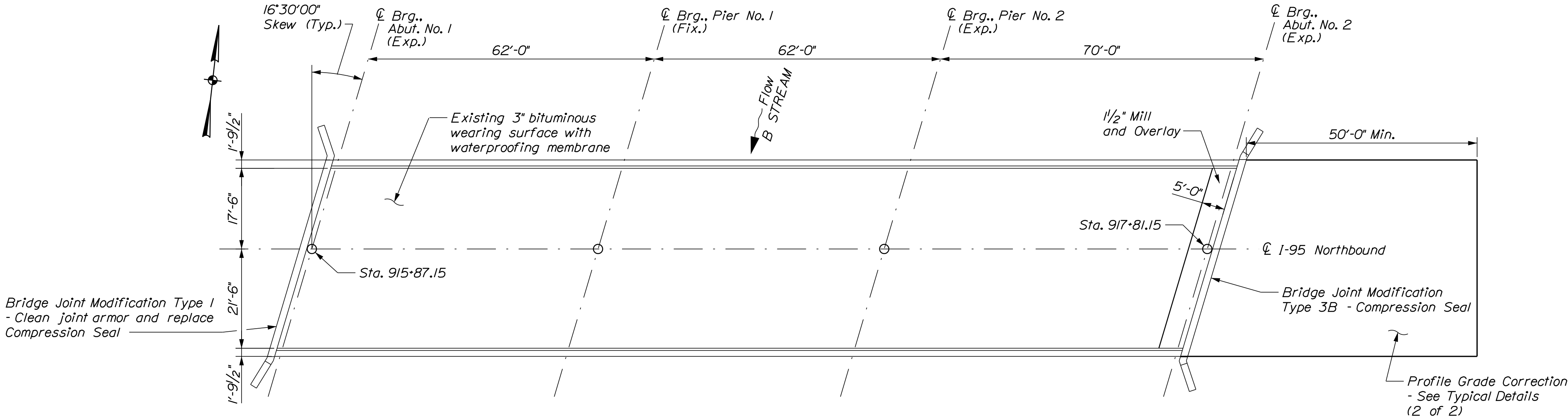
Smyrna ~ Bridge No.1391

Note: The Bridge Joint Modification Type 3A will require new steel extrusions at Abutment No.1 and new steel joint armor at Abutment No.2.

PROJ. MGR. Travis Hamel, P.E.	BY	DATE	SIGNATURE	P.E. NUMBER	DATE
DESIGN-DETAILED	P. Donovan	2/18/22	ROBERT S. BLUNT 11158	2/21/2022	
CHECKED-REVIEWED	R.S. Blunt	2/18/22			
DESIGN-DETAILED					
DESIGN-DETAILED					
REVISIONS 1					
REVISIONS 2					
REVISIONS 3					
REVISIONS 4					
FIELD CHANGES					



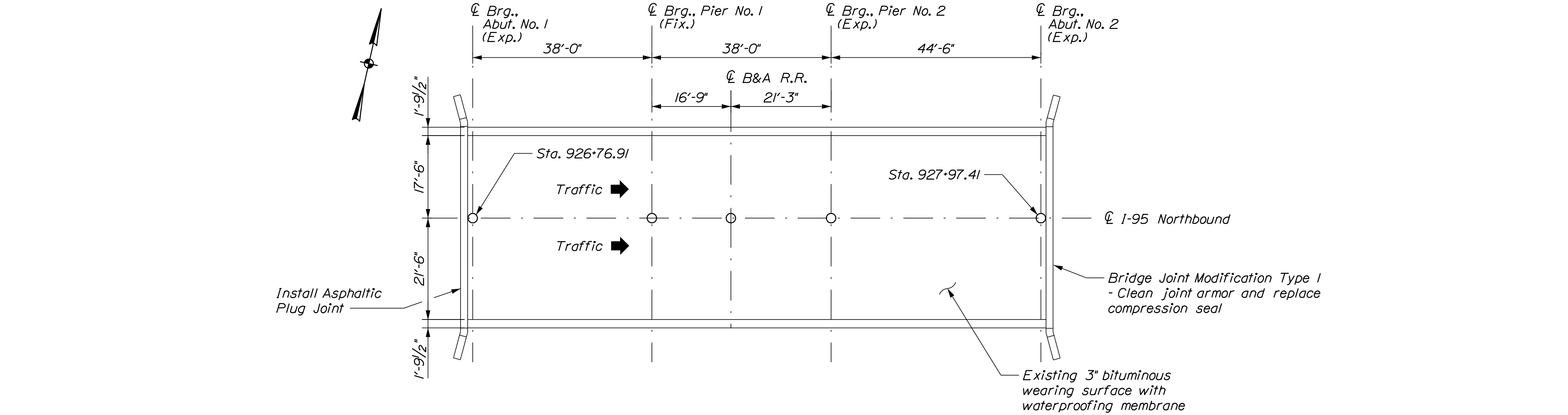
INTERSTATE 95 NORTHBOUND OVER  
LINE ROAD  
Smyrna - Ludlow ~ Bridge No. 1389



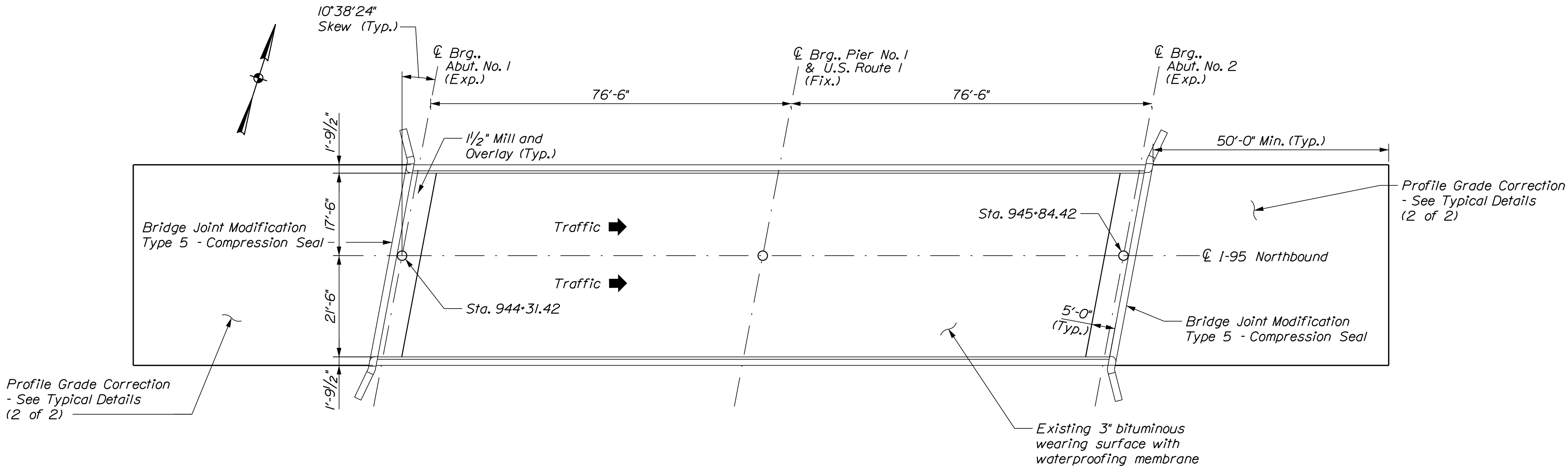
INTERSTATE 95 NORTHBOUND OVER  
B STREAM  
Houlton ~ Bridge No. 1384

STATE OF MAINE DEPARTMENT OF TRANSPORTATION		2515300		WIN 25153.00		BRIDGE PLANS	
		SIGNATURE 11158		P.E. NUMBER 2/21/2022		DATE	
		DATE 2/18/22		BY P. Donovan R.S. Blunt		PROJ. MGR. Travis Hamel, P.E. DESIGNED-Detailed E.L. Walton CHECKED-Reviewed L.S. Bemer DESIGNED-Detailed REVISIONS 1 REVISIONS 2 REVISIONS 3 REVISIONS 4 FIELD CHANGES	
INTERSTATE 95 NORTHBOUND BRIDGE JOINT REHABILITATIONS ISLAND FALLS TO HOULTON BRIDGE PLANS (5 OF 7)				SHEET NUMBER 10 OF 12			



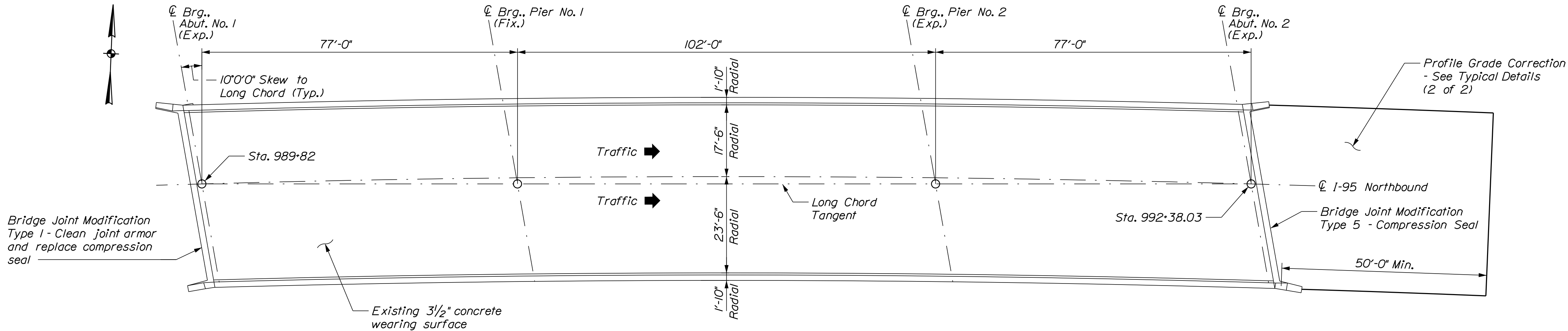


INTERSTATE 95 NORTHBOUND OVER  
B & A RAILROAD  
Houlton ~ Bridge No. 1383

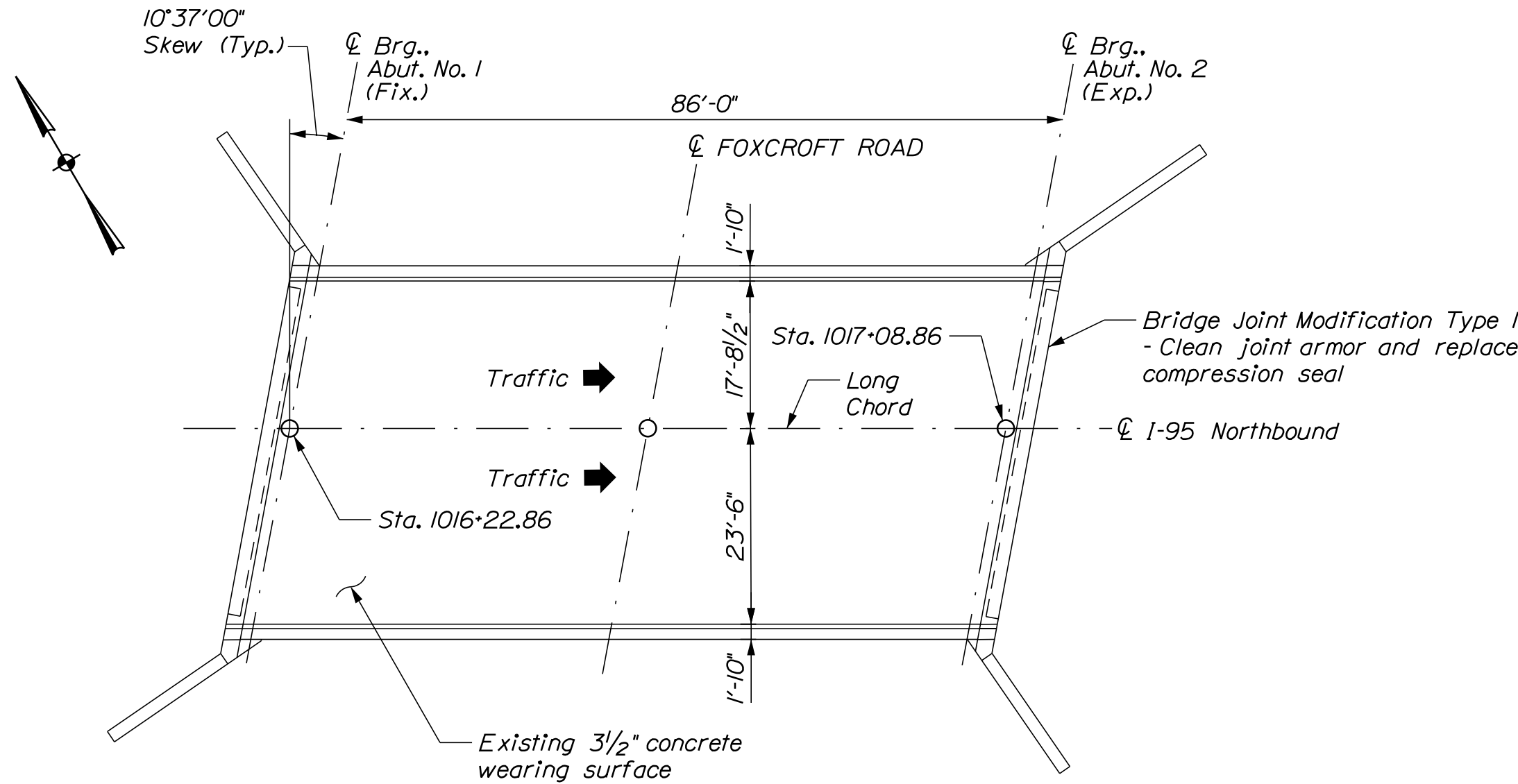


INTERSTATE 95 NORTHBOUND OVER  
U.S. ROUTE 1  
Houlton ~ Bridge No. 1382


STATE OF MAINE DEPARTMENT OF TRANSPORTATION		2515300		WIN 25153.00		BRIDGE PLANS	
		SIGNATURE R.S. Blunt		P.E. NUMBER 11158		DATE 2/21/2022	
		BY P. Donovan R.S. Blunt		DATE 2/18/22 2/18/22			
PROJ. MGR. Travis Hamel, P.E. CHECKED-REVIEWED E.L. Walton L.S. Berner DESIGNED-DETAILED REVISIONS 1 REVISIONS 2 REVISIONS 3 REVISIONS 4 FIELD CHANGES							
INTERSTATE 95 NORTHBOUND BRIDGE JOINT REHABILITATIONS ISLAND FALLS TO HOULTON BRIDGE PLANS (6 OF 7)		SHEET NUMBER <div>11</div> OF 12					



INTERSTATE 95 NORTHBOUND OVER  
MEDUXNEKEAG RIVER  
Houlton ~ Bridge No. 1381



INTERSTATE 95 NORTHBOUND OVER  
FOXCRIFT ROAD  
Houlton ~ Bridge No. 1380

INTERSTATE 95 NORTHBOUND BRIDGE JOINT REHABILITATIONS ISLAND FALLS TO HOULTON										STATE OF MAINE DEPARTMENT OF TRANSPORTATION									
BRIDGE PLANS (7 OF 7)										2515300									
SHEET NUMBER  12 OF 12										WIN 25153.00 As Noted BRIDGE PLANS									
PROJ. MGR. Travis Homet, P.E.																			
DESIGN-DETAILED E.L. Walton										SIGNATURE									
CHECKED-REVIEWED L.S. Barner										11158									
DESIGN2-DETAILED2										P.E. NUMBER									
DESIGN3-DETAILED3										2/21/2022									
REVISED 1										DATE									
REVISED 2																			
REVISED 3																			
REVISED 4																			
FIELD CHANGES																			



STATE OF MAINE  
DEPARTMENT OF TRANSPORTATION



MATERIALS

Concrete (Unless noted otherwise) ..... Class "A"  
Reinforcing Steel ..... ASTM A 615/A 615M, Grade 60  
Structural Steel: All Material ..... ASTM A 36/A 36M  
High Strength Bolts ..... ASTM A325, Type 3

BASIC DESIGN STRESSES

Concrete ..... f'c = 4,000 psi  
Reinforcing Steel ..... fy = 60,000 psi  
Structural Steel ..... Fy = 36,000 psi  
ASTM A 325, Type 3 ..... Fu = 120,000 psi

LIST OF DRAWINGS

Title Sheet ..... 1  
Bridge Location Map ..... 2  
Estimated Quantities & General Construction Notes ..... 3  
Typical Details ..... 4-5  
Bridge Plans ..... 6-12  
Framing Plan ..... 13

ISLAND FALLS, OAKFIELD,  
SMYRNA, & HOULTON  
AROOSTOOK COUNTY  
INTERSTATE 95 SOUTHBOUND

BRIDGE JOINT REHABILITATION

FEDERAL PROJECT NO. 2515500

PROJECT LENGTH: 26.7 Miles

BRIDGE NUMBERS:

6100, 6099, 6098, 6097, 6096, 6091, 6089  
6086, 6085, 6084, 6083, 6178, 6177, 6176

TRAFFIC DATA

Current (2018) AADT ..... 1602  
Future (2032) AADT ..... 1602  
DHV - % of AADT ..... 10%  
Design Hour Volume ..... 160  
Heavy Trucks (% of AADT) ..... 17%  
Heavy Trucks (% of DHV) ..... 16%  
Directional Distribution (% of DHV) ..... 100%  
Design Speed (mph) ..... 75

MAINTENANCE OF TRAFFIC

Staged Construction with lane closures in accordance with Special Provisions Section 652.

PROJECT LOCATION	I-95 Between Island Falls & Houlton, Maine
PROGRAM AREA	Bridge Program
OUTLINE OF WORK	Joint Modifications

WIN 25153.00


INTERSTATE 95 SOUTHBOUND  
BRIDGE JOINT REHABILITATIONS  
ISLAND FALLS TO HOULTON

TITLE SHEET

SHEET NUMBER

1

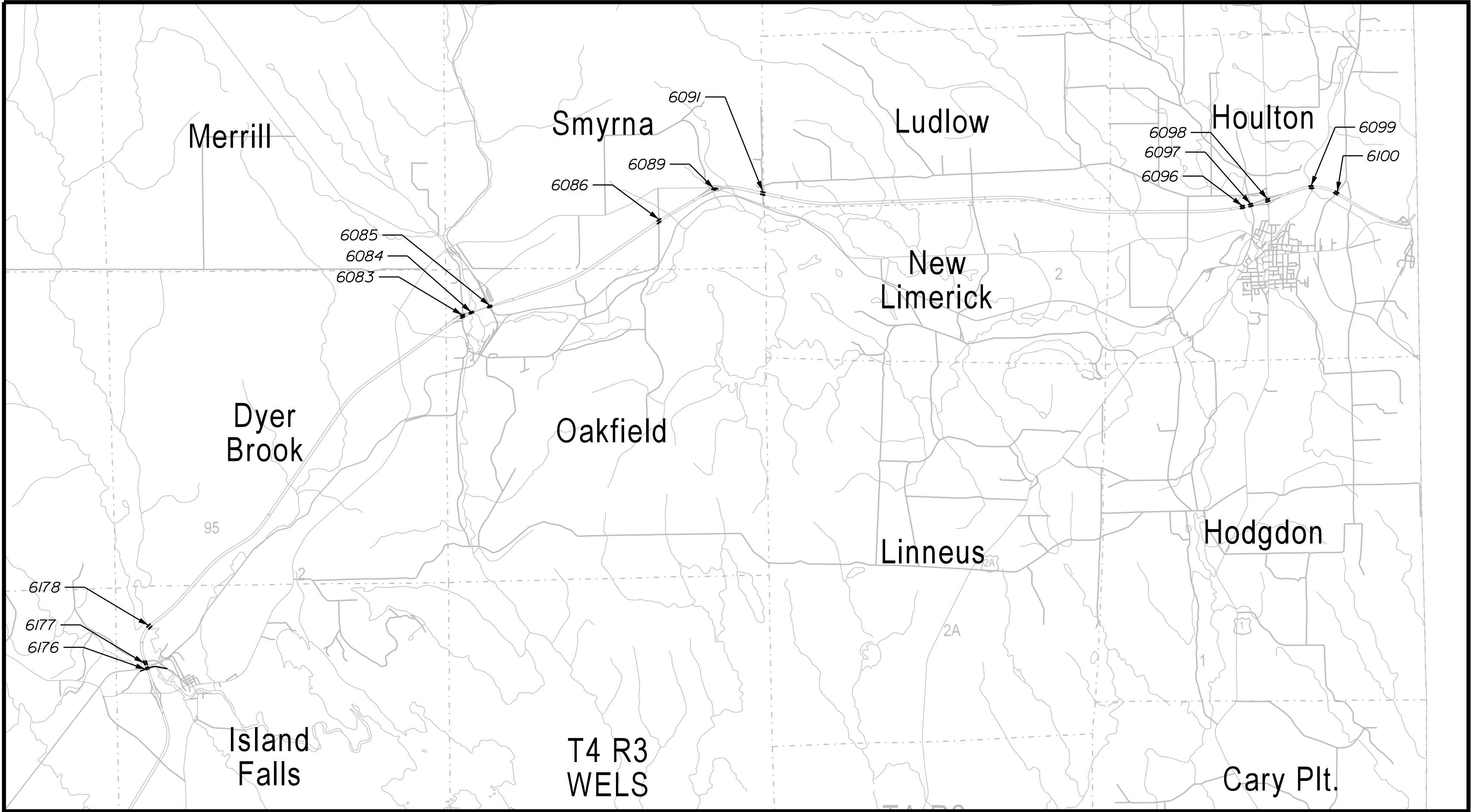
OF 13



SIGNATURE  
11158  
P.E. NUMBER  
2/21/2022  
DATE

PROGRAM	Bridge
PROJECT MANAGER	Trovis W. Hamel
DESIGNER	R.S. Blunt
CONSULTANT	WHB
PROJECT RESIDENT	
CONTRACTOR	
PROJECT COMPLETION DATE	

STATE OF MAINE DEPARTMENT OF TRANSPORTATION	APPROVED	DATE
COMMISSIONER: <i>[Signature]</i>	<i>[Signature]</i>	3/1/22
CHIEF ENGINEER: <i>[Signature]</i>	<i>[Signature]</i>	3/1/22



LOCATION MAP

INTERSTATE 95 SOUTHBOUND BRIDGE JOINT REHABILITATIONS ISLAND FALLS TO HOULTON	STATE OF MAINE DEPARTMENT OF TRANSPORTATION			
	2515500			
	WIN 25155.00 As Noted BRIDGE PLANS			
BRIDGE LOCATION MAP				
	SIGNATURE 11158		DATE 2/21/2022	
	P.E. NUMBER 11158		DATE 2/21/2022	
	REVISIONS 1 REVISIONS 2 REVISIONS 3 REVISIONS 4		FIELD CHANGES	
	PROJ. MGR. Travis Homer, P.E. CHECKED-REVIEWED E.L. Walton DESIGNED-DETAILED L.S. Berner		BY P. Donovan R.S. Blunt	
SHEET NUMBER 2 OF 13		DATE 2/18/22		



ESTIMATED I-95 SOUTHBOUND BRIDGE QUANTITIES																	
ITEM NO.	DESCRIPTION	QUANTITY	QUANTITY	QUANTITY	QUANTITY	QUANTITY	QUANTITY	QUANTITY	QUANTITY	QUANTITY	QUANTITY	QUANTITY	QUANTITY	QUANTITY	QUANTITY	TOTAL	UNIT
		Bridge No. 6100	Bridge No. 6099	Bridge No. 6098	Bridge No. 6097	Bridge No. 6096	Bridge No. 6091	Bridge No. 6089	Bridge No. 6086	Bridge No. 6085	Bridge No. 6084	Bridge No. 6083	Bridge No. 6178	Bridge No. 6177	Bridge No. 6176		
202.202	Removing Pavement Surface	305		560	259	290		850	370		325		625		566	4150	SY
203.20	Common Excavation			45		23		78			30				24	200	CY
403.2101	Hot Mix Asphalt, 9.5 mm Nominal Maximum Size (Polymer Modified)	25		46	22	25		72	32		28		52		48	350	TON
403.211	Hot Mix Asphalt, 9.5 mm Nominal Maximum Size (Shimming)	5		10	5	5		10	5		5		10		10	65	TON
403.2131	Hot Mix Asphalt, 12.5 mm (Base and Intermediate Base Course, Polymer Modified)			35		15		55			15				20	140	TON
409.15	Bituminous Tack Coat, Applied	16		35	14	18		61	20		20		32		34	250	GAL
504.70	Structural Steel Fabricated and Delivered (2100 LB)														1	1	LS
504.71	Structural Steel Erection (2100 LB)														1	1	LS
515.21	Protective Coating for Concrete Surfaces (1900 SY)	0.05	0.10	0.07	0.05	0.07	0.06	0.09	0.04	0.10	0.05	0.06	0.06	0.13	0.07	1	LS
518.51	Repair of Upward Facing Surfaces - Below Reinforcing Steel < 8 in	2	2	2	2	2	2	2	2	2	2	2	2	2	2	28	SF
518.52	Repair of Upward Facing Surfaces >= 8 in	0.50	0.50	0.50	0.50	0.50	0.50	0.50	0.50	0.50	0.50	0.50	0.50	0.50	0.50	7	CY
518.60	Repair of Vertical Surfaces < 8 in	2	2	2	2	2	2	2	2	2	2	2	2	2	2	28	SF
518.61	Repair of Vertical Surfaces >= 8 in	0.50	0.50	0.50	0.50	0.50	0.50	0.50	0.50	0.50	0.50	0.50	0.50	0.50	0.50	7	CY
519.60	Expansion Device - Asphaltic Plug Joint				39	41	45		52	130	51	42				400	LF
520.241	Bridge Joint Modification Type 1		1							1		1		2		5	EA
520.2421	Bridge Joint Modification Type 2A				1				1				2		1	5	EA
520.2422	Bridge Joint Modification Type 2B	1														1	EA
520.243	Bridge Joint Modification Type 3			2							1				1	4	EA
520.245	Bridge Joint Modification Type 5					1		2								3	EA
520.246	Bridge Joint Modification Type 6			1	1	1	1		1	3	1	1				9	EA
526.301	Temporary Concrete Barrier, Type 1															1	LS
526.34	Permanent Concrete Transition Barrier							4								4	EA
527.34	Work Zone Crash Cushions															4	UN
619.14	Erosion Control Mix	1	1	10	2	6	1	11	1	4	6	2	2	2	6	55	CY
627.744	6" White or Yellow Painted Pavement Marking Line	2280	2280	2280	2280	2280	2280	2280	2280	2280	2280	2275	2275	2275	2275	31900	LF
627.77	Removing Existing Pavement Marking															1500	SF
627.781	Temporary 6" Painted Pavement Marking Line, White or Yellow															6700	LF
629.05	Hand Labor, Straight Time	0.36	0.36	0.36	0.36	0.36	0.36	0.36	0.36	0.36	0.36	0.36	0.36	0.36	0.36	5	HR
631.112	Welding Machine (including operator)	0.36	0.36	0.36	0.36	0.36	0.36	0.36	0.36	0.36	0.36	0.36	0.36	0.36	0.36	5	HR
631.12	All Purpose Excavator (including operator)	0.36	0.36	0.36	0.36	0.36	0.36	0.36	0.36	0.36	0.36	0.36	0.36	0.36	0.36	5	HR
631.133	Skid Steer (including operator)	0.36	0.36	0.36	0.36	0.36	0.36	0.36	0.36	0.36	0.36	0.36	0.36	0.36	0.36	5	HR
631.172	Truck-large (including operator)	0.36	0.36	0.36	0.36	0.36	0.36	0.36	0.36	0.36	0.36	0.36	0.36	0.36	0.36	5	HR
652.30	Flashing Arrow															2	EA
652.312	Type III Barricades															6	EA
652.33	Drum															250	EA
652.34	Cone															30	EA
652.35	Construction Signs															400	SF
652.361	Maintenance of Traffic Control Devices	0.07	0.07	0.07	0.07	0.07	0.07	0.07	0.07	0.07	0.07	0.07	0.07	0.07	0.07	1	LS
652.41	Portable-Changeable Message Sign															2	EA
656.75	Temporary Salt Erosion and Water Pollution Control	0.07	0.07	0.07	0.07	0.07	0.07	0.07	0.07	0.07	0.07	0.07	0.07	0.07	0.07	1	LS
659.10	Mobilization	0.07	0.07	0.07	0.07	0.07	0.07	0.07	0.07	0.07	0.07	0.07	0.07	0.07	0.07	1	LS

Note: Estimated Quantities for each bridge are provided here for reference purposes only.

GENERAL CONSTRUCTION NOTES

1. The existing bridge plans may be accessed at the MaineDOT web address. The plans are reproductions of the original drawings as prepared for the construction of the bridge. It is very unlikely that the plans will show any construction field changes or any alterations which may have been made to the bridge during its life span.

2. All dimensions, angles, and stationing shown on existing plans are taken from as-built construction drawings from 1966 through 1980 and are not guaranteed to be correct. All information based on or relating to the existing bridges shall be verified in the field by the Contractor.

3. Quantities included for pay items measured and paid for by Lump Sum are estimated quantities and are provided by MaineDOT for informational purposes only. Lump Sum pay items will be paid for at the Contract Bid amount, with no addition or reduction in payment to the contractor if the actual final quantities are different from the MaineDOT provided estimated quantities, except as follows:

a. If a Lump Sum pay item is eliminated, the requirements of the Standard Specifications Section 109.2, Elimination of Items, will take precedence.

b. If other Contract Documents specifically allow a change in payment for a Lump Sum pay item, those requirements will be followed.

c. If a design change results in changes to estimated quantities for Lump Sum pay items, price adjustments will be made in accordance with Standard Specifications Section 109.7, Equitable Adjustments to Compensation.

4. Reinforcing steel shall have a minimum concrete cover of 2" unless otherwise noted.

5. All reinforcing steel that is to be exposed and reused shall be cleaned by a method approved by the Resident. Payment shall be incidental to the related Contract Items.

6. Reinforcing Steel Schedules will be the responsibility of the Contractor. Refer to Subsection 503.03 of the Standard Specifications for more information. Payment for all work associated with developing reinforcing steel schedules will be considered incidental to related Contract Items.

7. The reinforcing steel anchoring material shall be selected from MaineDOT's qualified products list. The Contractor shall submit the proposed system to the Resident for approval. The selected anchoring material shall be installed in strict accordance with the manufacturer's recommendations. Reinforcing steel drilled and anchored into existing concrete shall be embedded to develop 125% of the yield strength of the bar. Payment shall be incidental to the related Contract Items.

8. Any damage to existing concrete, reinforcing steel, joint steel, or joint seals resulting from the work performed shall be repaired or replaced by a method approved by the Resident at no cost to the Department.
9. New seals shall be installed full length after all other joint work is complete.

10. All existing materials which are removed from the work area shall be removed from the site and properly disposed of by the Contractor. These existing materials include, but are not limited to, concrete, steel joint armor, reinforcing steel, silt, and other debris on or attached to the structure within the work areas. The cost of removal and disposal shall be incidental to the cost of the work items for which these removals are required.

11. Protective Coating for Concrete Surfaces shall be applied to the following areas of new and existing concrete:

All exposed surfaces of concrete curbs

Fascia down to the bottom

Concrete wearing surfaces

All exposed surfaces of the Concrete Transition Barriers

12. If the depth of deteriorated concrete is at/or below the reinforcing steel, then remove the concrete to a minimum depth of 1 inch below the reinforcing bars.

13. All transverse steel in the deck and backwall shall run continuously along the full width of the bridge. Lap splices and threaded couplers will be required due to the bridge phasing work. Payment for lap splices and threaded rods will not be paid for directly, but shall be considered incidental to the related Contract Items.

14. Any temporary earth support systems required to support the earth adjacent to the backwalls during bridge joint replacement, bridge joint modification, or structural concrete repairs will not be measured separately, but shall be incidental to the related Contract Items. Plans or specifications must be submitted to the Resident for approval prior to installation.

15. All concrete used on this project shall be Class A.

STATE OF MAINE  
DEPARTMENT OF TRANSPORTATION

2515500

WIN  
25155.00

As Noted  
BRIDGE PLANS

PROJ. MGR. Travis Homer, P.E.

CHECKED-DETAILED E.L. Wallon

CHECKED-REVIEWED L.S. Berne

DESIGN-DETAIL E.D.

DESIGN-DETAIL D.D.

REVISIONS 1

REVISIONS 2

REVISIONS 3

REVISIONS 4

FIELD CHANGES

DATE 2/18/22

BY P. Donovan

R.S. Blunt

SIGNATURE

11158

P.E. NUMBER

2/21/2022

DATE

INTERSTATE 95 SOUTHBOUND  
BRIDGE JOINT REHABILITATIONS  
ISLAND FALLS TO HOULTON

ESTIMATED BRIDGE QUANTITIES  
& GENERAL CONSTRUCTION NOTES

SHEET NUMBER

3

OF 13

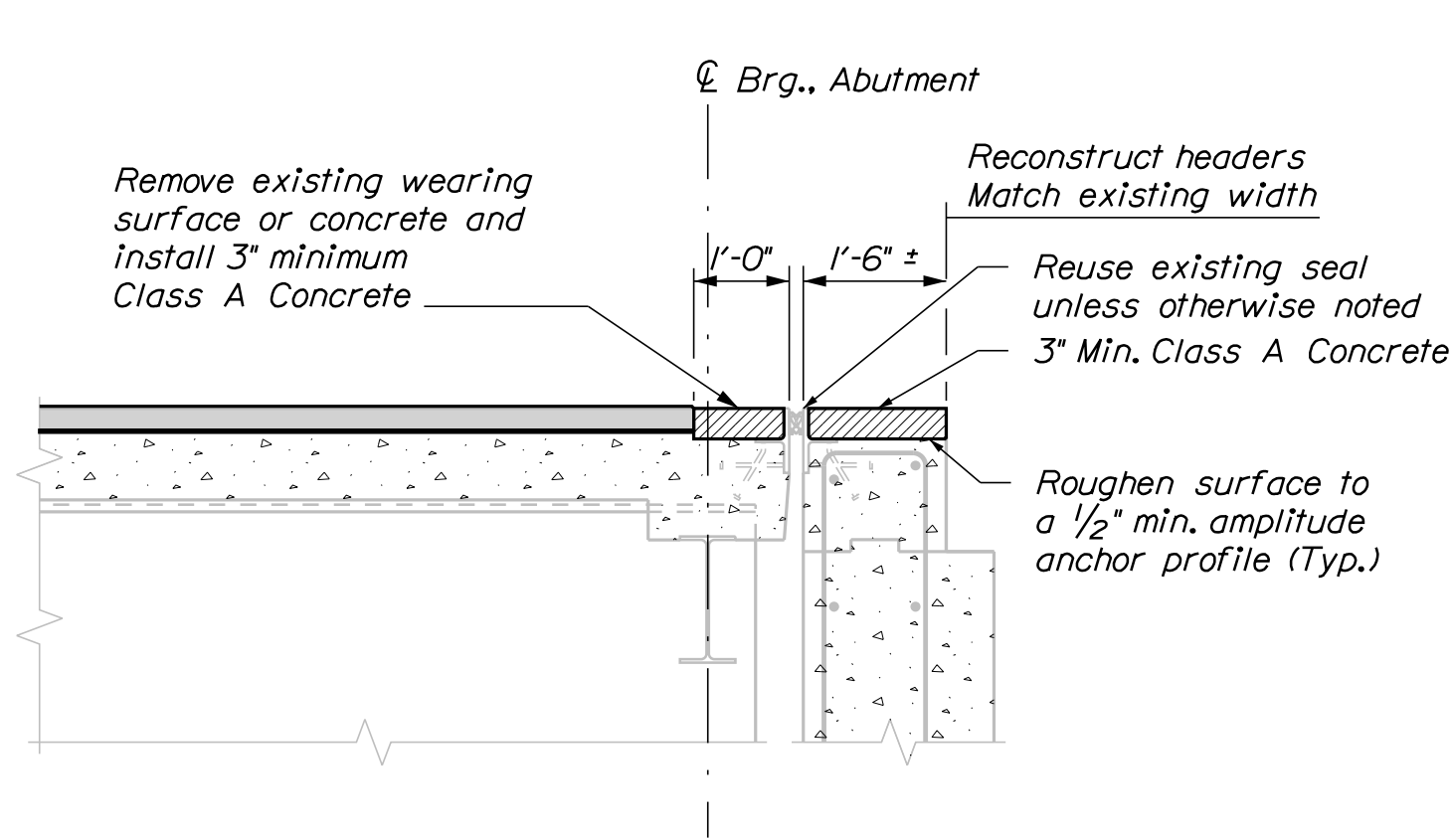


Date:3/1/2022

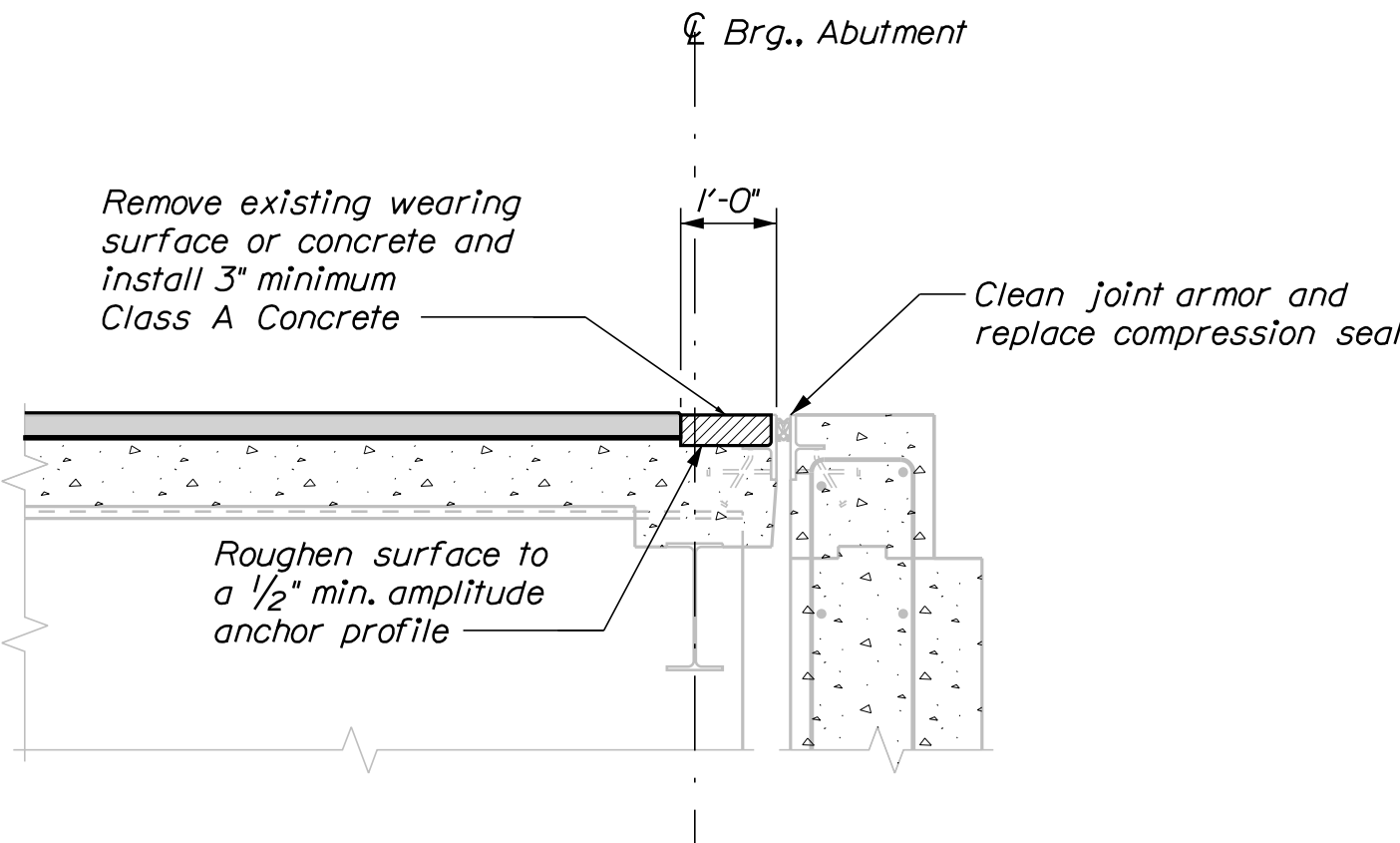
Username: PDonovan

Division: BRIDGE

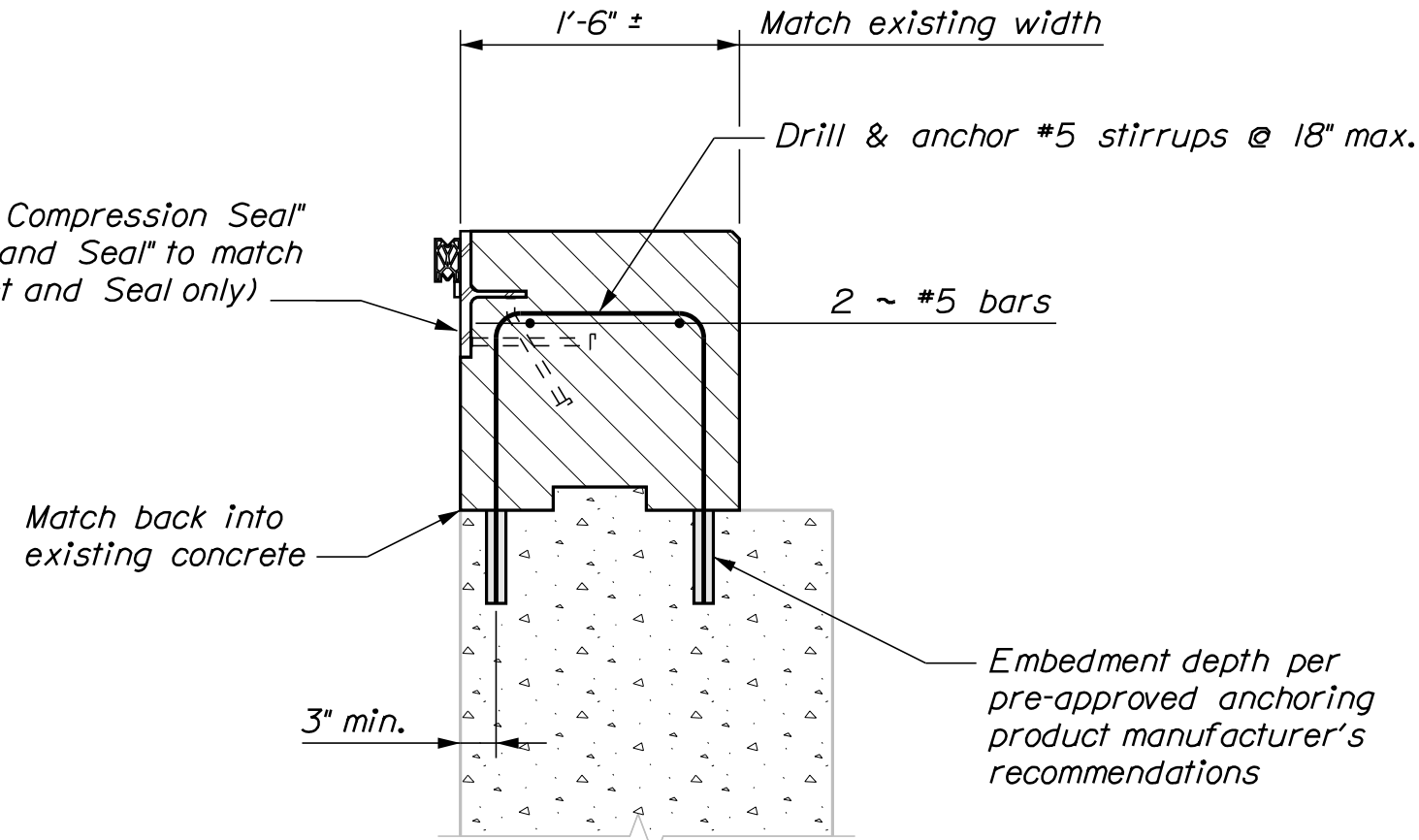
Filename: ... \004\_SB-Typical\_Det-01.dgn



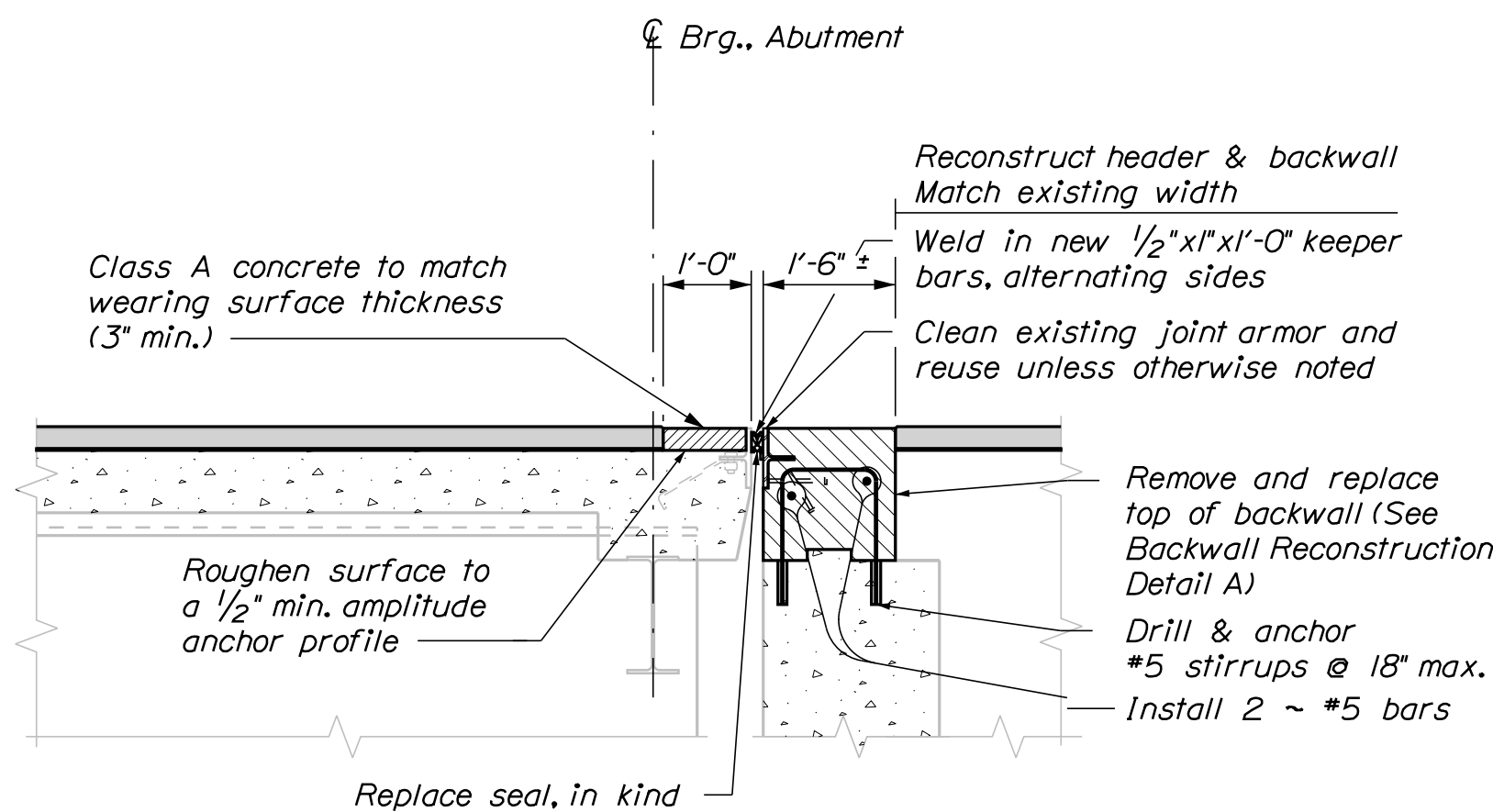
**BRIDGE JOINT MODIFICATION TYPE 2A**  
(Compression seal shown, existing joint may be finger joint or gland seal)



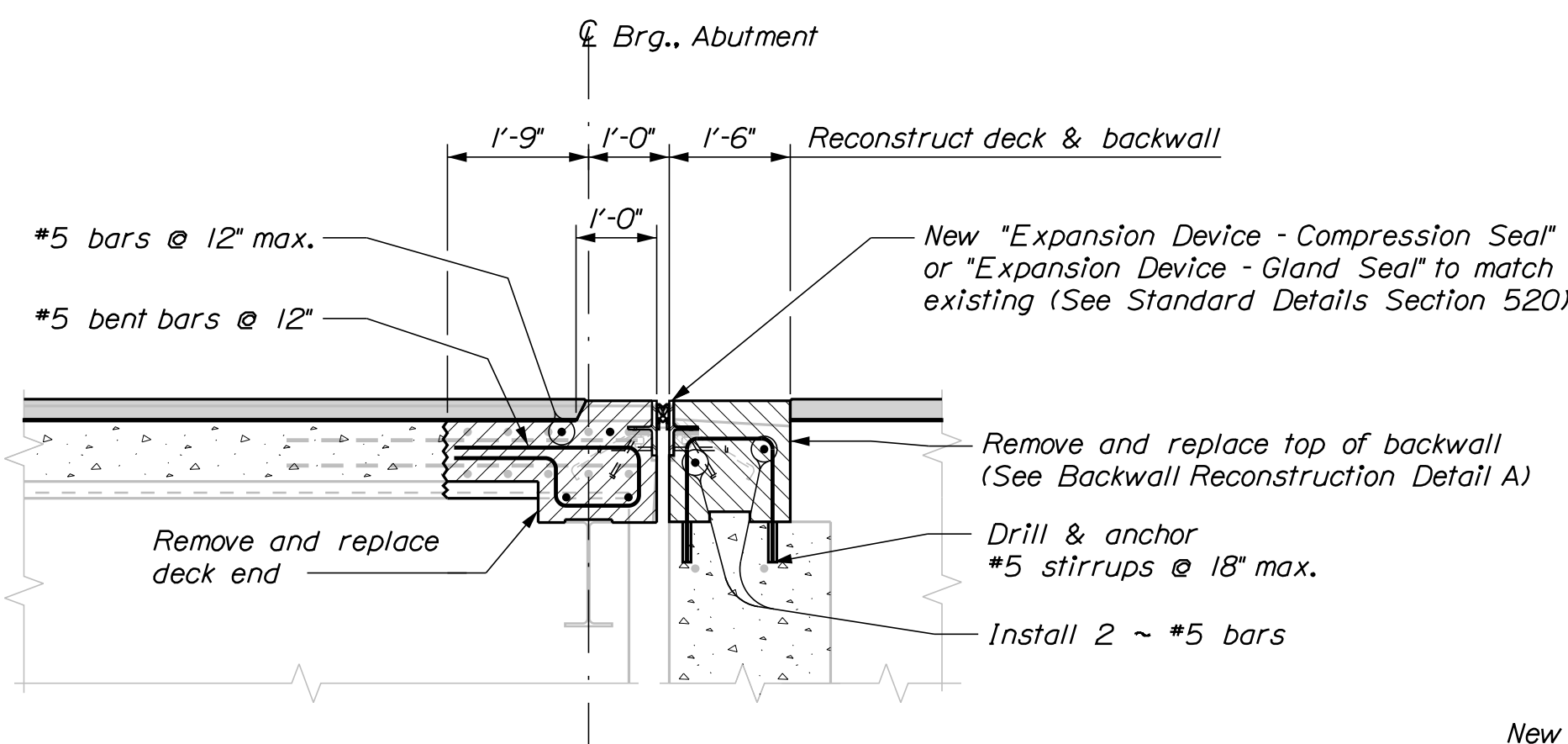
**BRIDGE JOINT MODIFICATION TYPE 2B**



**BACKWALL RECONSTRUCTION DETAIL A**  
See Standard Details Section 520 for "Expansion Device"  
Note: If repairs below the top of the backwall are necessary, see Backwall Reconstruction Detail B



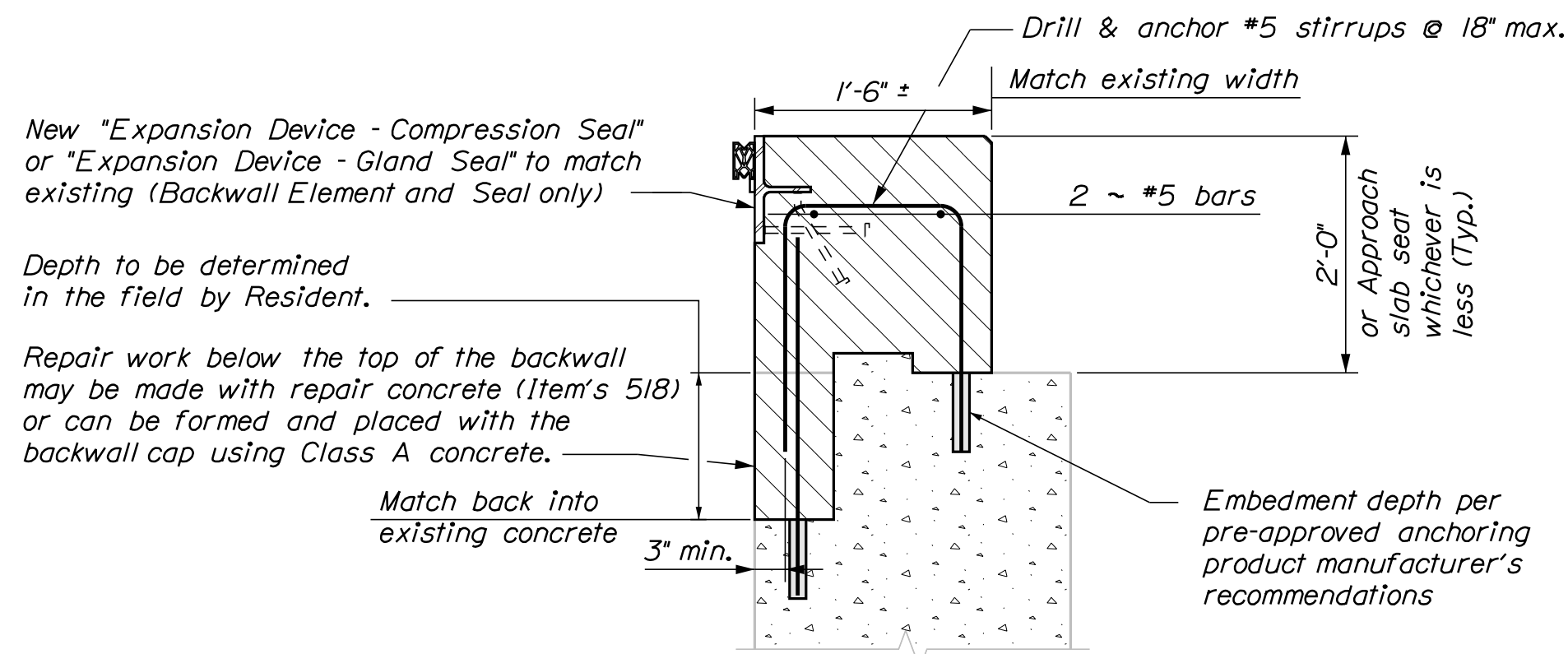
**BRIDGE JOINT MODIFICATION TYPE 3**



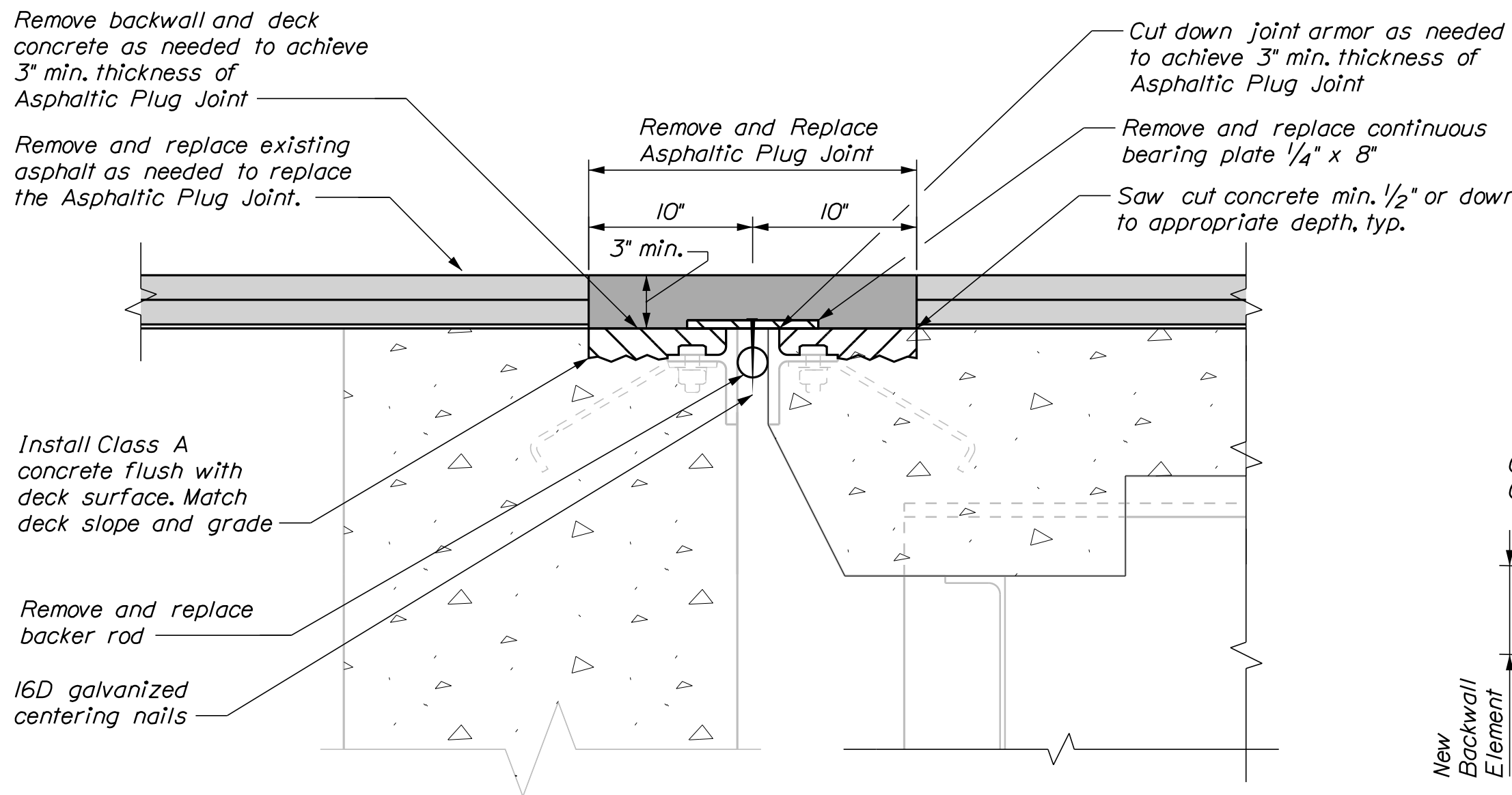
**BRIDGE JOINT MODIFICATION TYPE 5**

Note: Compression seal shown, gland seal is as specified in Standard Details Section 520

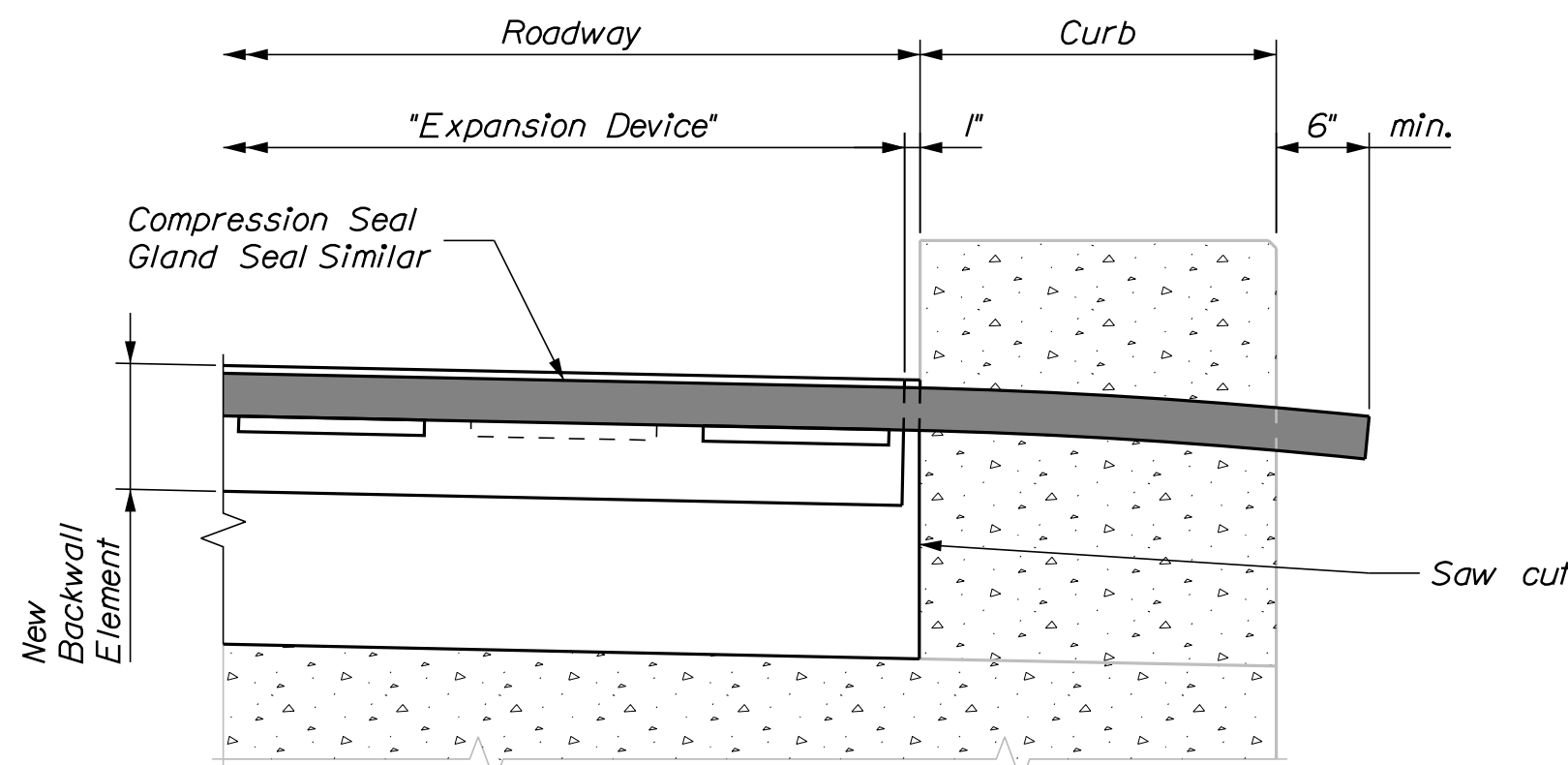
See "Reconstructed Curb & Overhang Detail"



**BACKWALL RECONSTRUCTION DETAIL B**  
See Standard Details Section 520 for "Expansion Device"



**BRIDGE JOINT MODIFICATION TYPE 6**  
Note: Joint at abutment shown, pier joint detail similar  
Note: Asphaltic Plug Joint will be paid for under Item 519.60



**BRIDGE JOINT DETAIL AT CURB**

**BRIDGE JOINT MODIFICATION NOTES**

1. Refer to Standard Details Sections 502 and 520 for details and information not shown.
2. All concrete surfaces where new concrete is to be placed shall have a 1/4 -in. minimum anchor profile or roughened surface unless noted otherwise.
3. All new steel supplied for the bridge joint modification shall be uncoated.
4. The Contractor shall be responsible for selecting the appropriate seal from the MaineDOT "Approved Products List" based on the movement rating and skew. The Contractor shall submit to the Resident the selected seal for review at least two weeks prior to installation.
5. Approach slab not shown in these details for clarity.
6. Details are shown with bituminous wearing surfaces, but some bridges have concrete wearing surfaces.

STATE OF MAINE DEPARTMENT OF TRANSPORTATION				BRIDGE PLANS			
2515500				WIN 25155.00			
As Noted				As Noted			
STATE OF MAINE ROBERT S. BLUNT 11158 PROFESSIONAL ENGINEER				DATE 2/21/2022			
PROJ. MGR. Travis Hesel, P.E.				DATE 2/18/22			
DESIGN-DETAILED L.L. Walton				BY P. Donovan			
CHECKED-REVIEWED L.S. Berner				BY R.S. Blunt			
DESIGN-DETAILED				SIGNATURE 11158			
REVISIONS 1				P.E. NUMBER 11158			
REVISIONS 2				DATE 2/21/2022			
REVISIONS 3				DATE			
REVISIONS 4				DATE			
FIELD CHANGES				DATE			
INTERSTATE 95 SOUTHBOUND BRIDGE JOINT REHABILITATIONS ISLAND FALLS TO HOULTON				TYPICAL DETAILS (1 OF 2)			
SHEET NUMBER				4			
				OF 13			

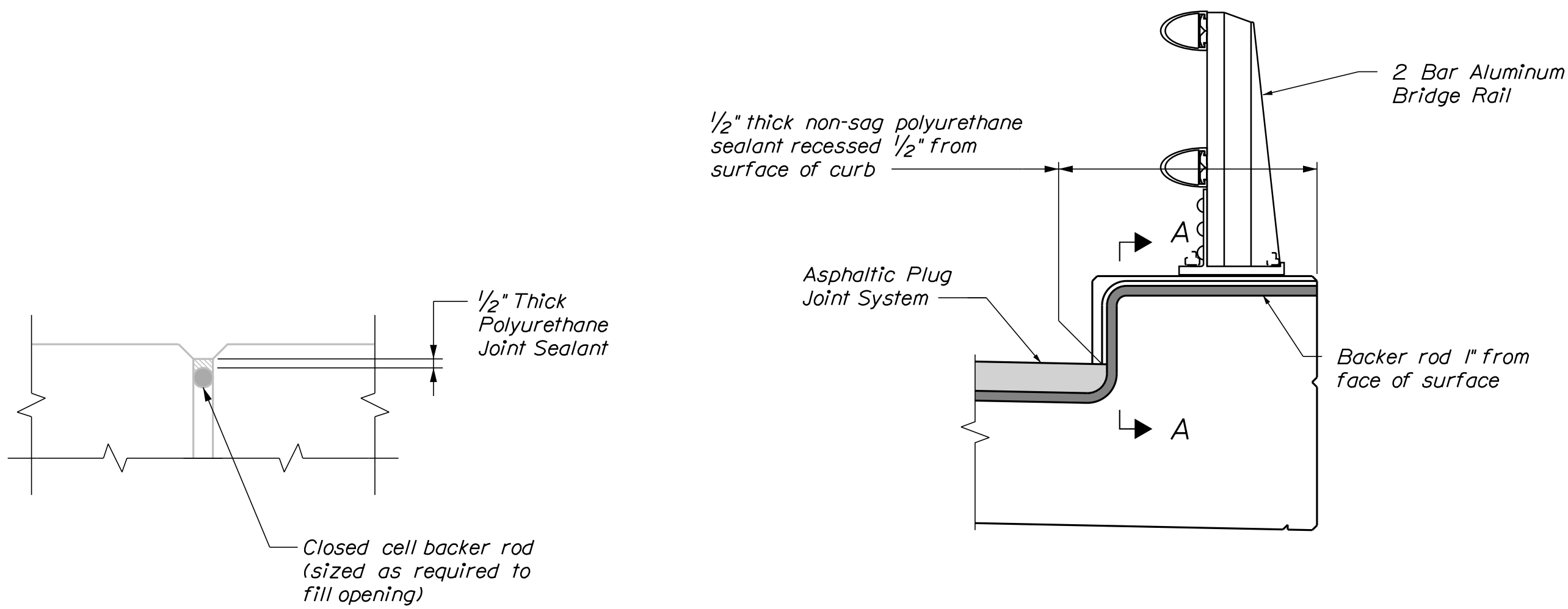


Date:3/1/2022

Username: PDonovan

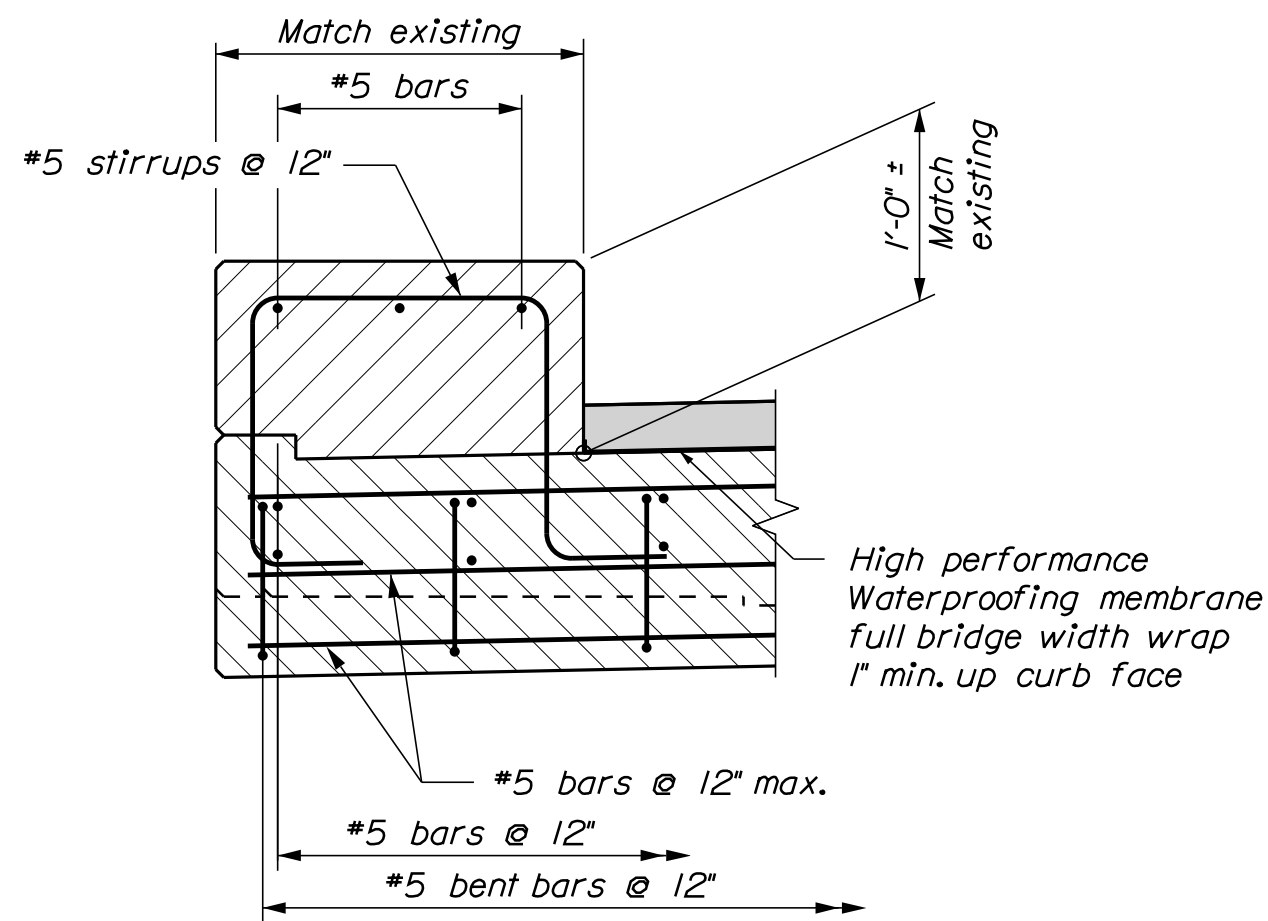
Division: BRIDGE

Filename: ... \005\_SB-Typical\_Det-02.dgn

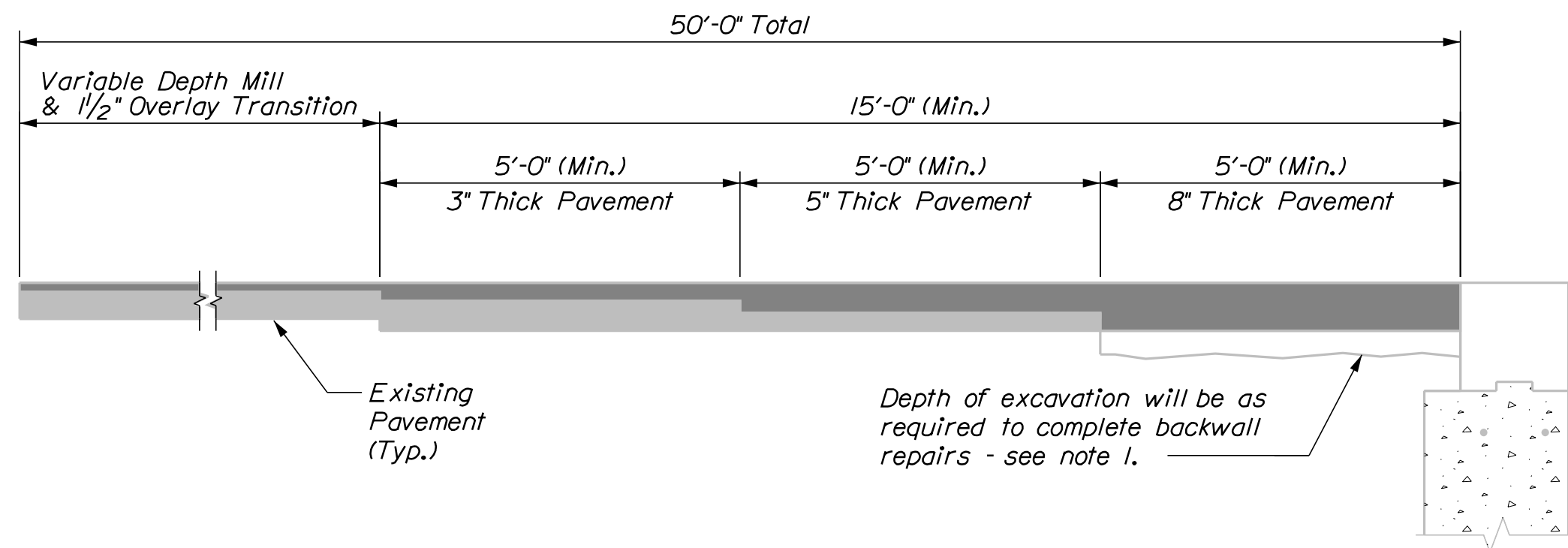


SECTION A-A

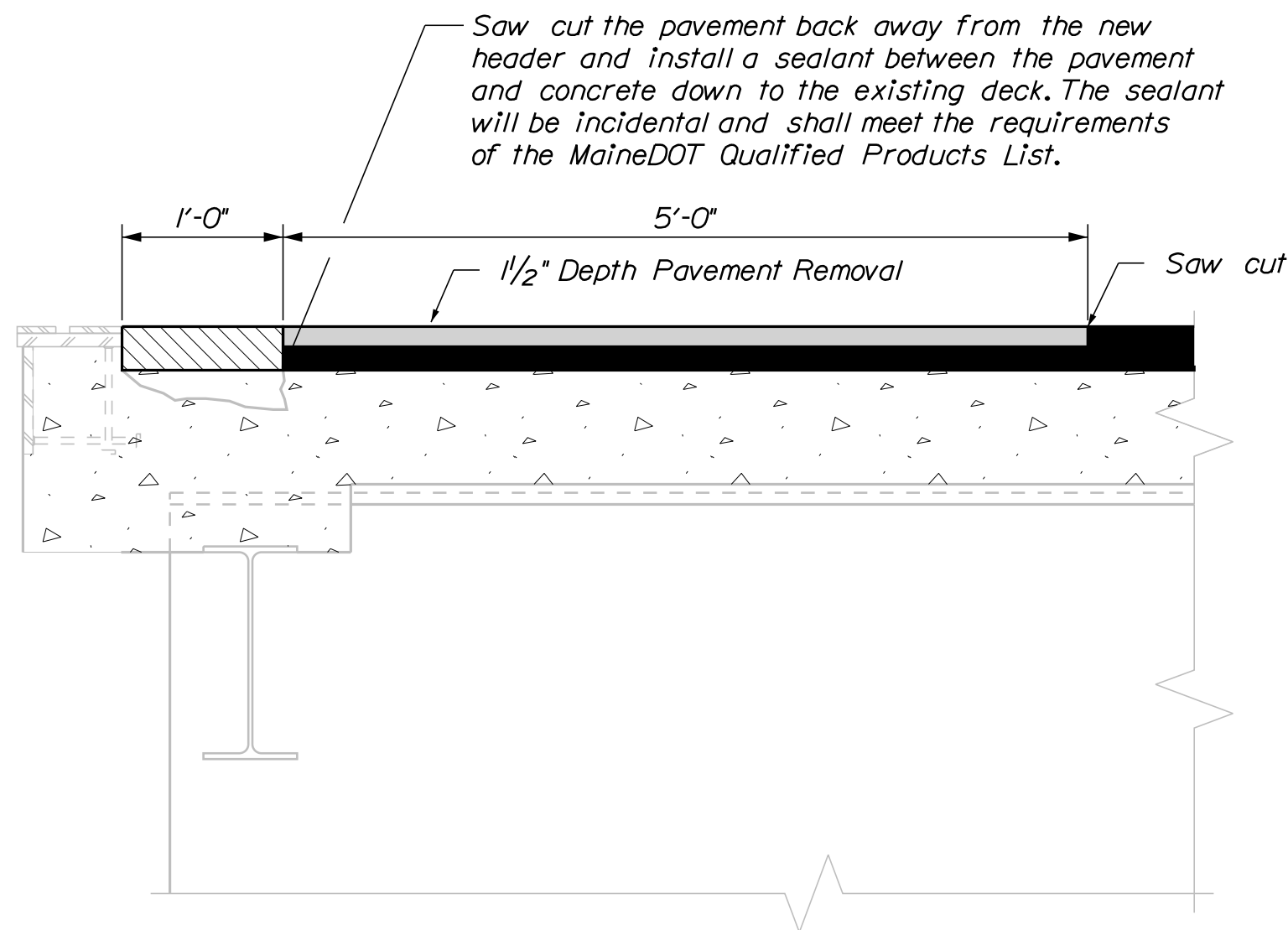
ASPHALTIC PLUG JOINT TREATMENT  
AT BRIDGE CURB



RECONSTRUCTED CURB & OVERHANG DETAIL  
Detail shown with bituminous wearing surface, concrete wearing surface similar.



PROFILE GRADE CORRECTION WITH  
BACKWALL REPAIRS OR RECONSTRUCTION



PAVEMENT REMOVAL DETAIL ON BRIDGE

NOTE:

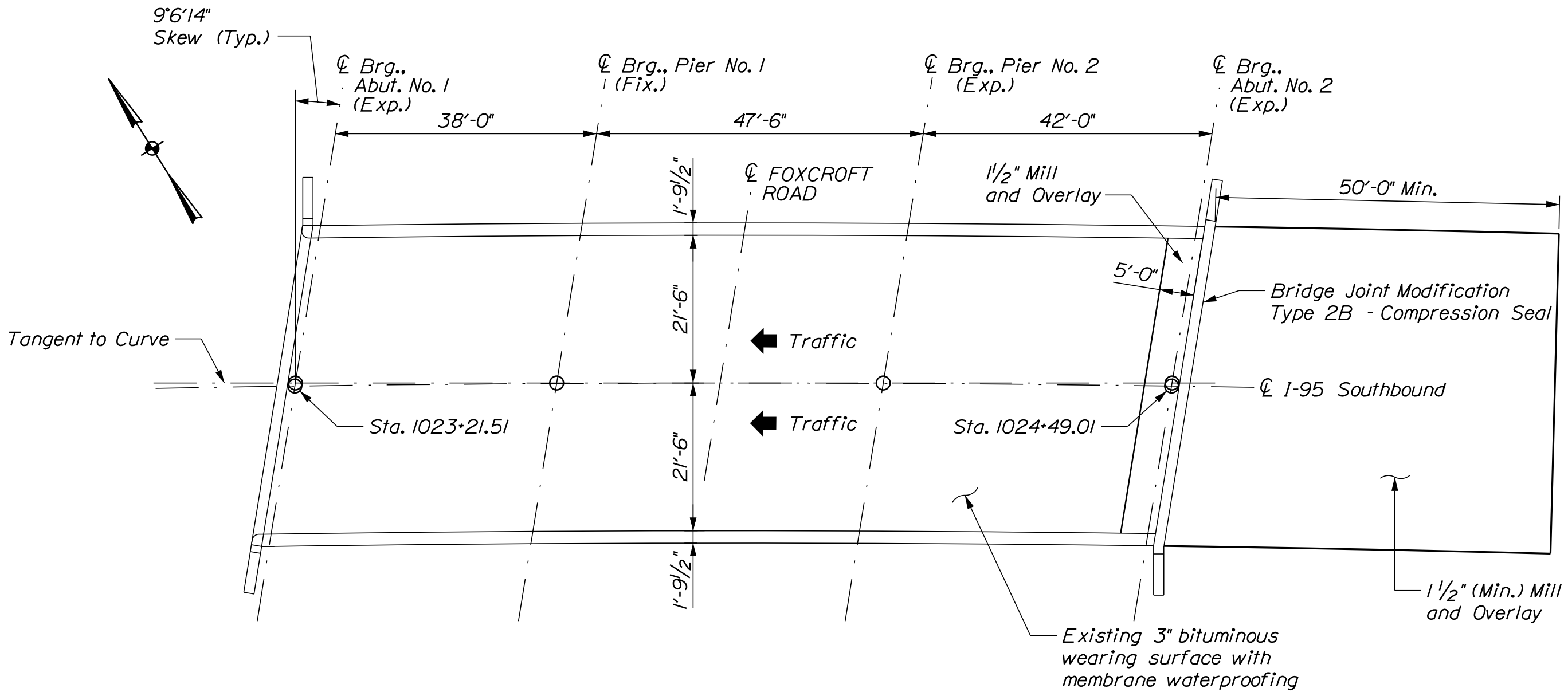
1. If an approach slab is encountered during excavation, excavate down to the top, using care not to damage the approach slab. Material excavated may be used as backfill if suitable to the Resident. Thoroughly compact before placing pavement.

STATE OF MAINE DEPARTMENT OF TRANSPORTATION
2515500
WIN 25155.00
As Noted BRIDGE PLANS

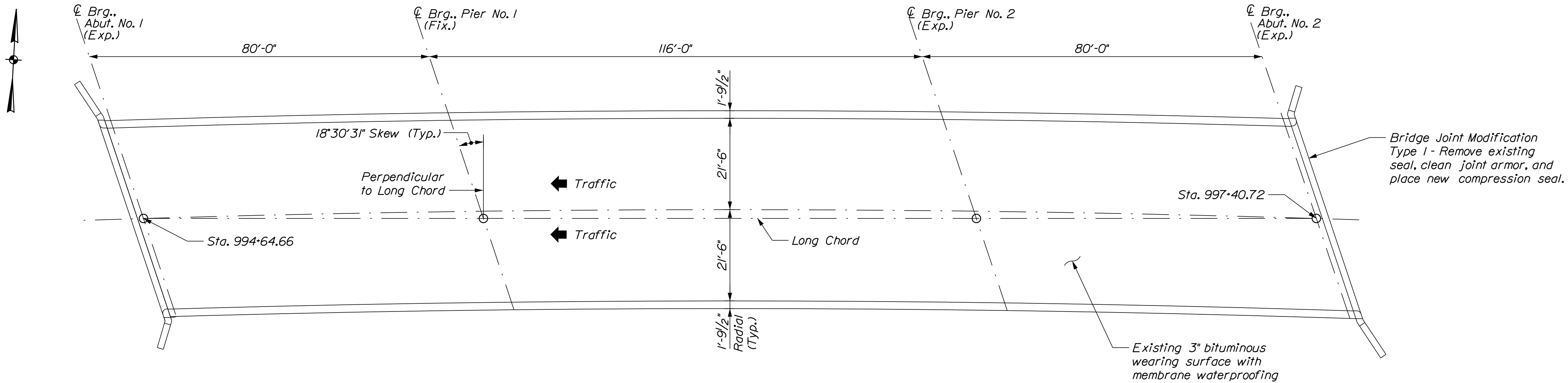
SIGNATURE ROBERT S. BLUNT
P.E. NUMBER 11158
DATE 2/21/2022

INTERSTATE 95 SOUTHBOUND BRIDGE JOINT REHABILITATIONS ISLAND FALLS TO HOULTON
TYPICAL DETAILS (1 OF 2)

SHEET NUMBER 5 OF 13
----------------------------



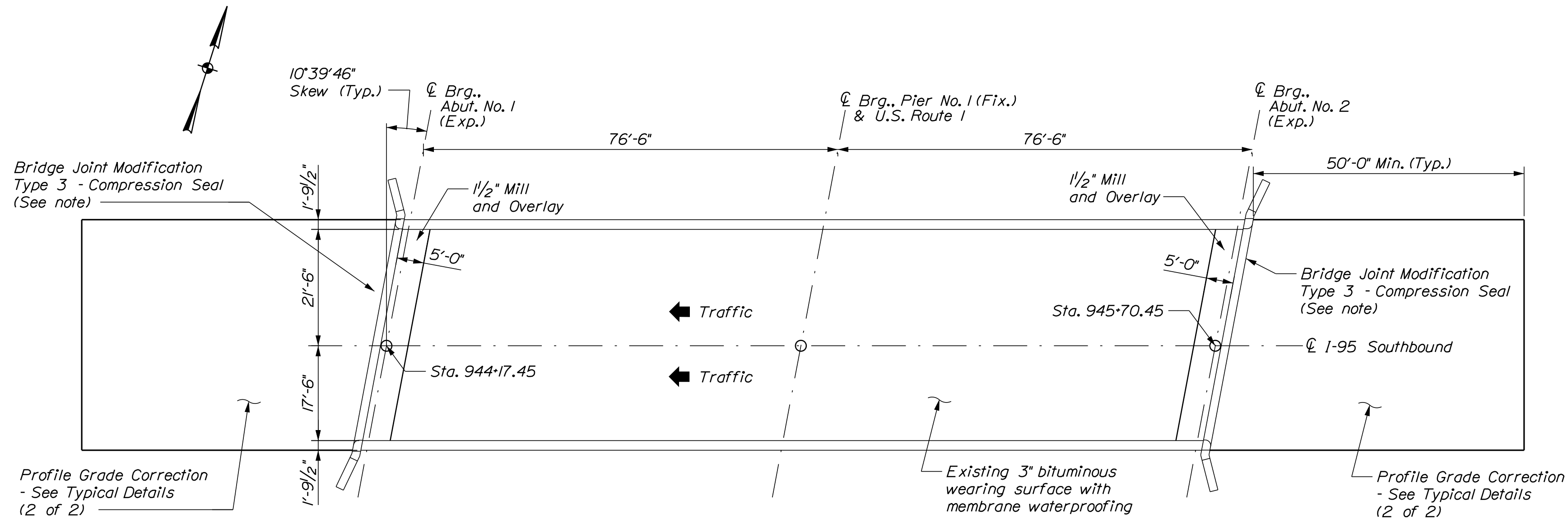
INTERSTATE 95 SOUTHBOUND OVER  
FOXCROFT ROAD  
Houlton ~ Bridge No. 6100



INTERSTATE 95 SOUTHBOUND OVER  
MEDUXNEKEAG RIVER  
Houlton ~ Bridge No. 6099

STATE OF MAINE DEPARTMENT OF TRANSPORTATION		2515500		WIN 25155.00		BRIDGE PLANS	
INTERSTATE 95 SOUTHBOUND BRIDGE JOINT REHABILITATIONS ISLAND FALLS TO HOULTON		BRIDGE PLANS (1 OF 7)		SHEET NUMBER 6 OF 13			
PROJ. MGR. Travis Hamel, P.E.		BY P. Donovan		DATE 2/18/22		SIGNATURE ROBERT S. BLUNT 11158 2/21/2022	
CHECKED/REVIEWED L.S. Berner		R.S. Blunt		2/18/22		11158	
DESIGN/DETAILS						P.E. NUMBER 11158	
REVISIONS 1						DATE 2/21/2022	
REVISIONS 2							
REVISIONS 3							
REVISIONS 4							
FIELD CHANGES						As Noted	

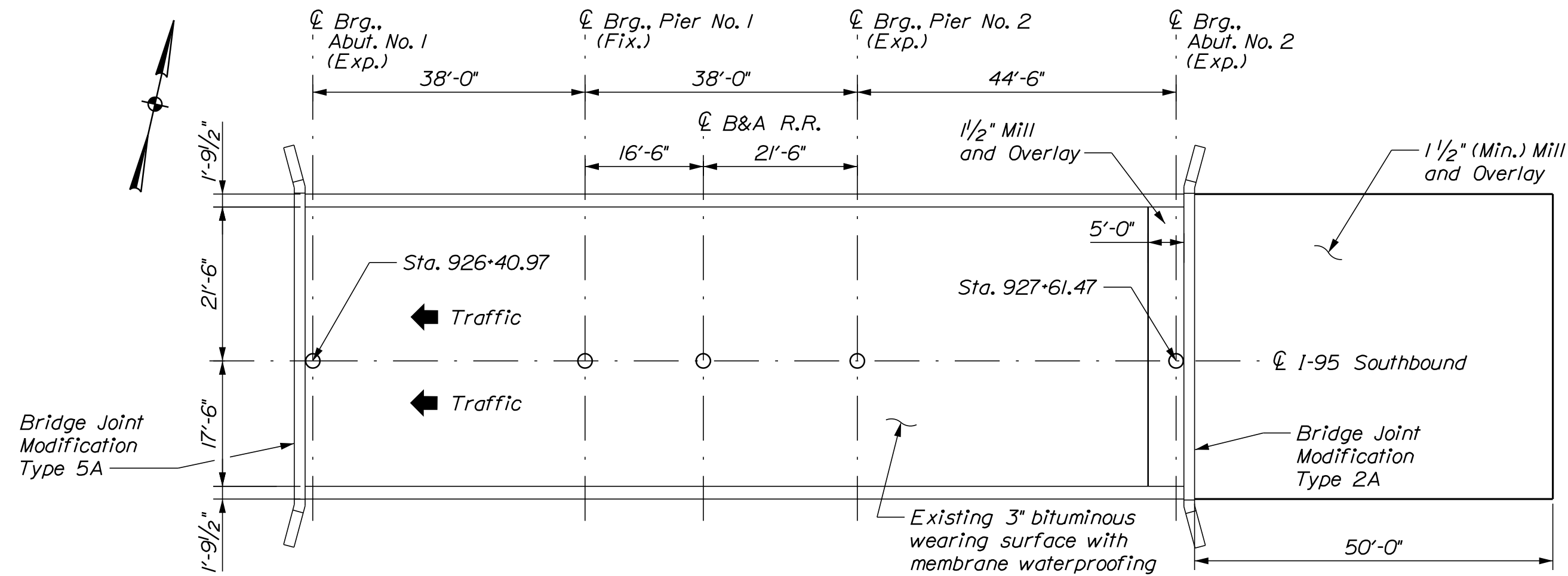




INTERSTATE 95 SOUTHBOUND OVER  
U.S. ROUTE 1

*Houlton ~ Bridge No. 6098*

*Note: The Bridge Joint Modification Type 3 will require all new joint armor at both joints.*



INTERSTATE 95 SOUTHBOUND OVER  
B & A RAILROAD

Houlton ~ Bridge No. 6097



Robert J.

**SIGNATURE**

11158  
P.E. NUMBER

DATE \_\_\_\_\_

DATE 2/18/22

2/18/22

|||

---

BY \_\_\_\_\_  
 3. Name \_\_\_\_\_

R.S. Blum

[illegible]

---

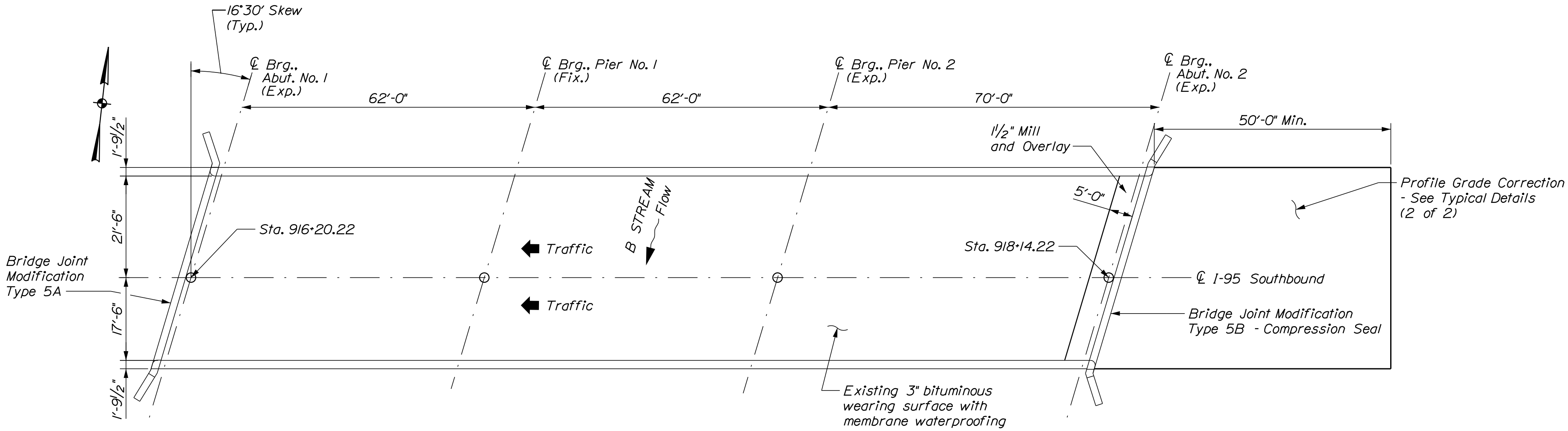
PROJ. MGR.	Travis Homel, P.E.
DESIGN-DETAILED	FI Walton

DESIGN DETAIL	L.E. WILSON
CHECKED-REVIEWED	L.S. Benner

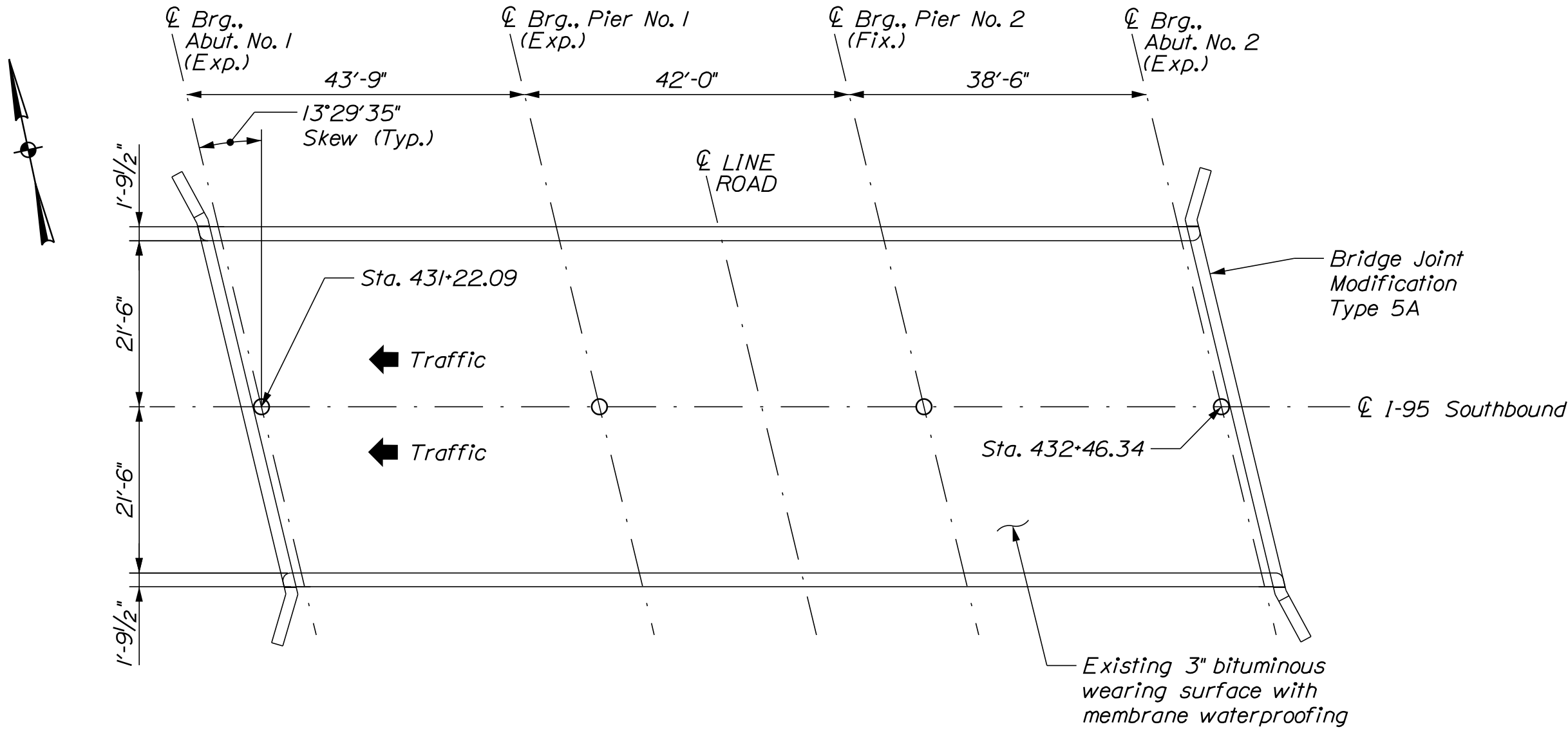
DESIGN2-DETAILED2	
DESIGN3-DETAILED3	
REVISIONS 1	

REVISIONS 3	
REVISIONS 4	

1



INTERSTATE 95 SOUTHBOUND OVER  
B STREAM  
Houlton ~ Bridge No. 6096



INTERSTATE 95 SOUTHBOUND OVER  
LINE ROAD  
Smyrna - Ludlow ~ Bridge No. 6091

STATE OF MAINE DEPARTMENT OF TRANSPORTATION		2515500		WIN		25155.00		BRIDGE PLANS	
INTERSTATE 95 SOUTHBOUND BRIDGE JOINT REHABILITATIONS ISLAND FALLS TO HOULTON		BRIDGE PLANS (3 OF 7)		SHEET NUMBER		8		OF 13	
PROJ. MGR. Travis Hamel, P.E.		BY		DATE		SIGNATURE		11158	
DESIGN-DETAILED E.L. Walton		P. Donovan		2/18/22		R.S. Blunt		2/21/2022	
CHECKED-REVIEWED L.S. Berner		DESIGN-DETAILED		REVISIONS 1		REVISIONS 2		REVISIONS 3	
DESIGN-DETAILED		REVISIONS 4		FIELD CHANGES		As Noted		25155.00	
STATE OF MAINE ROBERT S. BLUNT 11158 LICENSED PROFESSIONAL ENGINEER		DATE		2/21/2022		11158		2/21/2022	

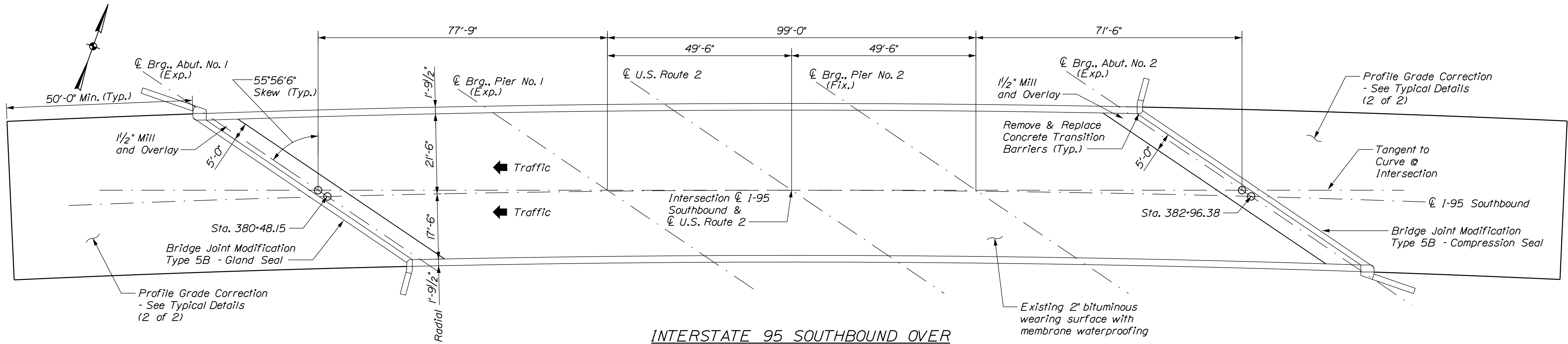


Date: 3/1/2022

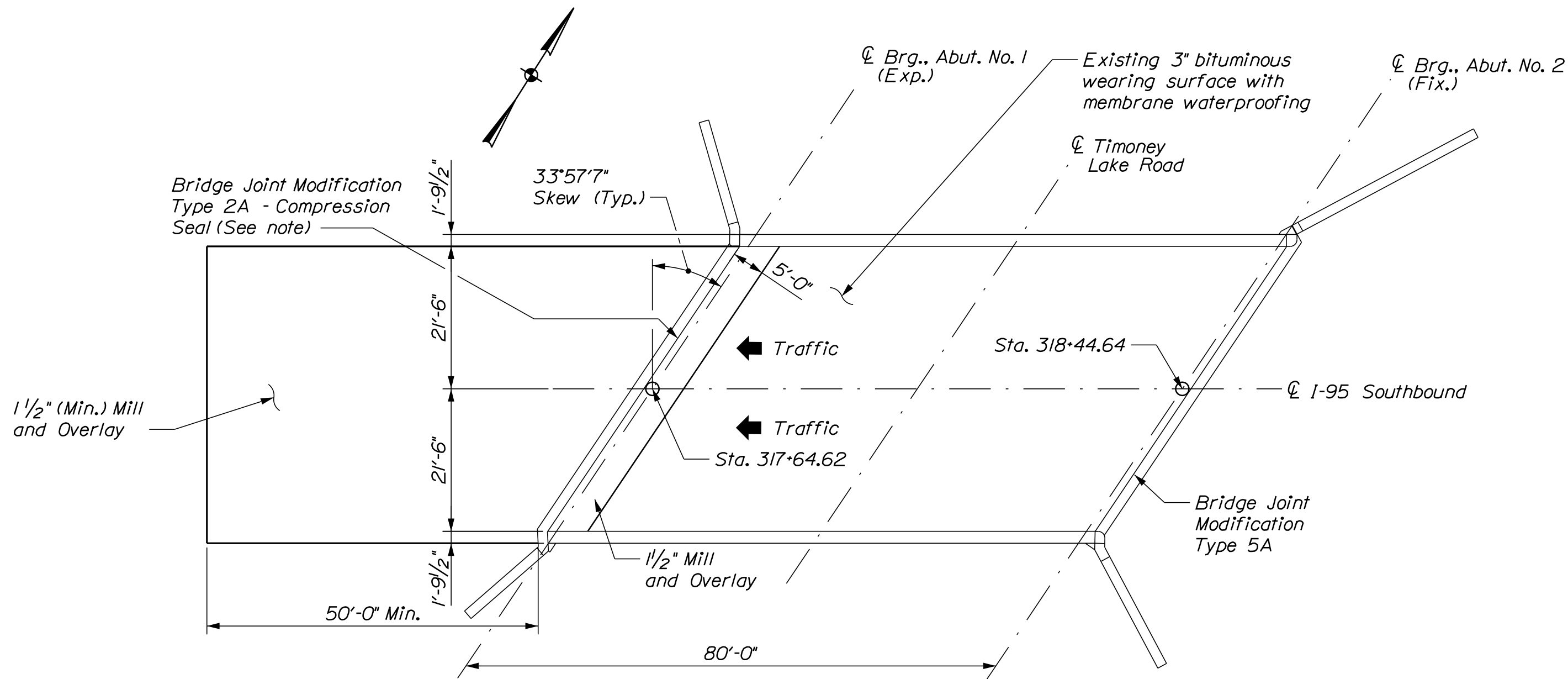
Username: PDonovan

Division: BRIDGE

Filename: ... \I95-SB\009\_SB\_Brg-Plan\_04.dgn



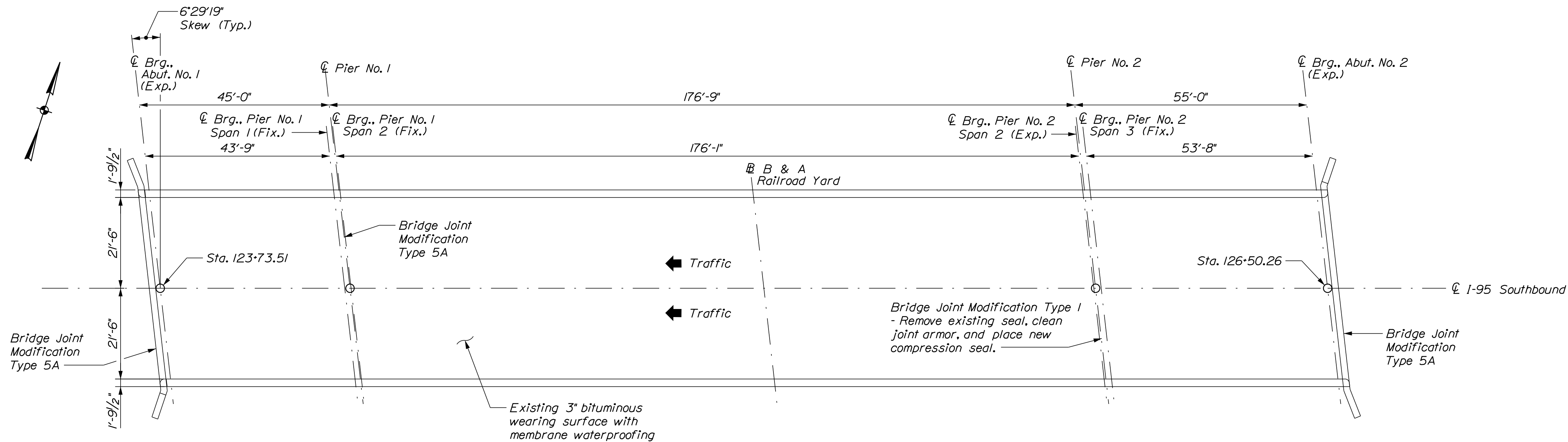
INTERSTATE 95 SOUTHBOUND OVER  
U.S. ROUTE 2  
Smyrna ~ Bridge No. 6089



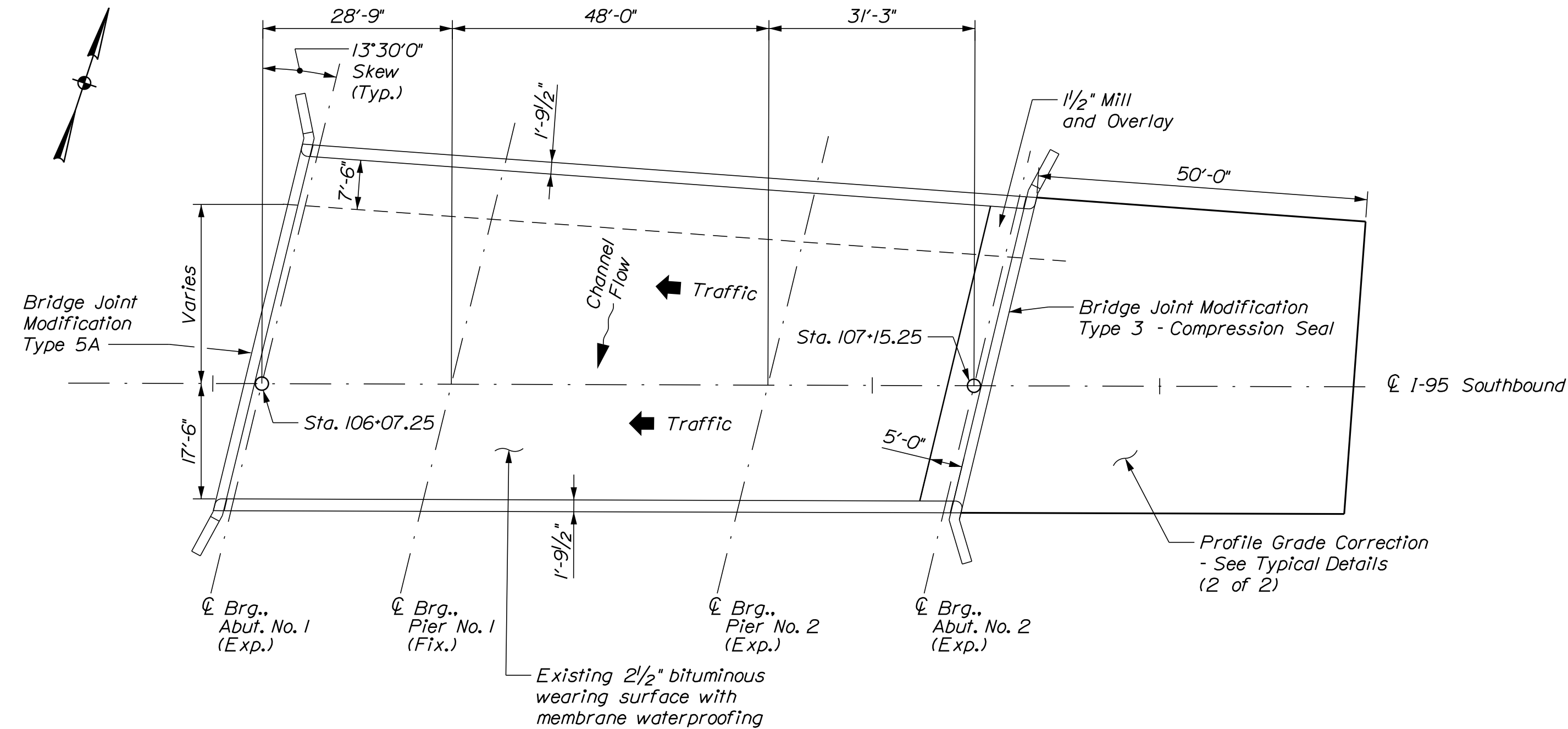
INTERSTATE 95 SOUTHBOUND OVER  
TIMONEY LAKE ROAD  
Smyrna ~ Bridge No. 6086

Note: The Bridge Joint Modification Type 2A will include cleaning the existing joint armor and replacing the seal.

INTERSTATE 95 SOUTHBOUND BRIDGE JOINT REHABILITATIONS ISLAND FALLS TO HOULTON				PROJ. MGR.    Travis Hamel, P.E.				DATE		BY		STATE OF MAINE DEPARTMENT OF TRANSPORTATION	
BRIDGE PLANS (4 OF 7)				DESIGN-DETAILED		E.L. Walton		2/18/22		P. Donovan		<div><div>STATE OF MAINE</div><div>ROBERT S. BLUNT</div><div>11158</div><div>REGISTERED PROFESSIONAL ENGINEER</div></div>	
				CHECKED-REVIEWED		L.S. Berner		2/18/22		R.S. Blunt			
				DESIGN2-DETAILED2									
				DESIGN3-DETAILED3									
				REVISIONS 1									
				REVISIONS 2						P.E. NUMBER		2515500	
				REVISIONS 3						2/21/2022		WIN	
				REVISIONS 4						DATE		25155.00	
				FIELD CHANGES								As Noted	
												BRIDGE PLANS	
SHEET NUMBER													
9													
OF 13													



INTERSTATE 95 SOUTHBOUND OVER  
B & A R.R. YARD  
Oakfield ~ Bridge No. 6085



INTERSTATE 95 SOUTHBOUND OVER  
EAST BRANCH MATTAWAMKEAG RIVER  
Oakfield ~ Bridge No. 6084

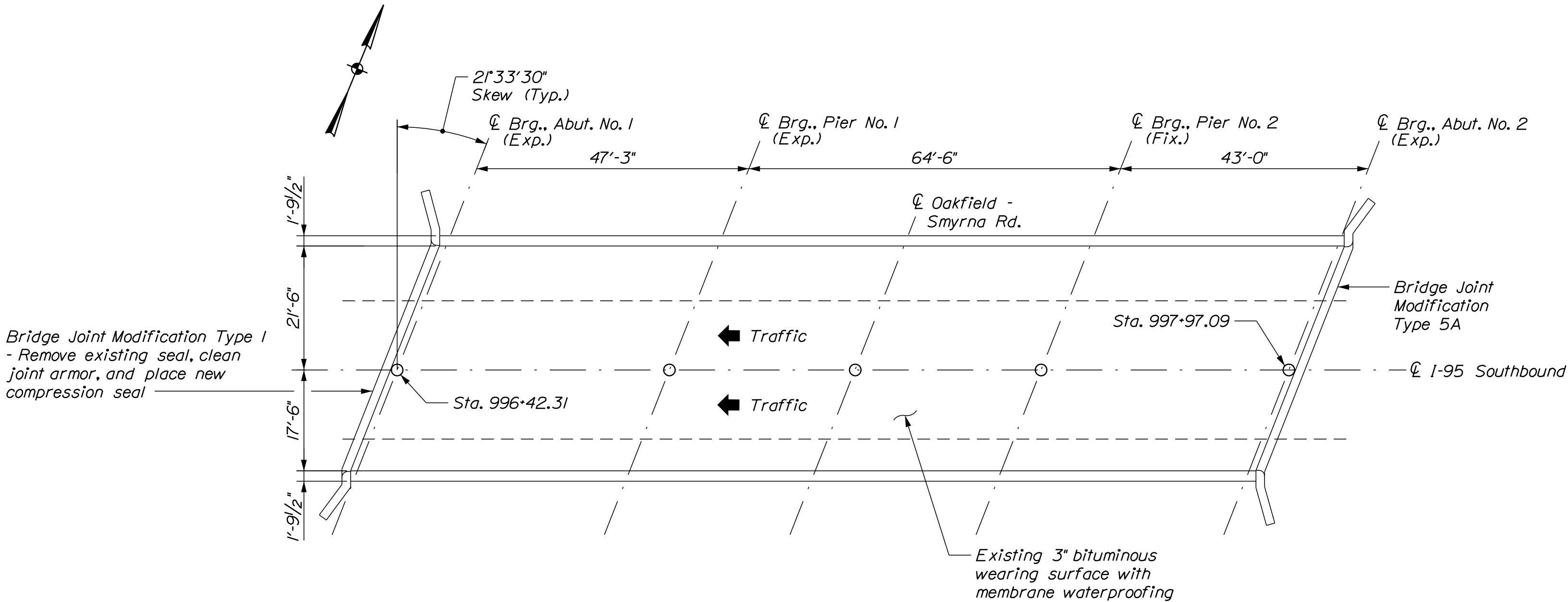
STATE OF MAINE	
DEPARTMENT OF TRANSPORTATION	
2515500	
WIN	25155.00
As Noted	BRIDGE PLANS

	SIGNATURE	
	11158	
	P.E. NUMBER	
	2/21/2022	
DATE		
BY		
P. Donovan		
R.S. Blunt		
DATE		
2/18/22		
2/18/22		
DESIGN-DETAILED		
CHECKED-REVIEWED		
L.S. Bernier		
E.L. Walton		
PROJ. MGR.		
Travis Hamel, P.E.		

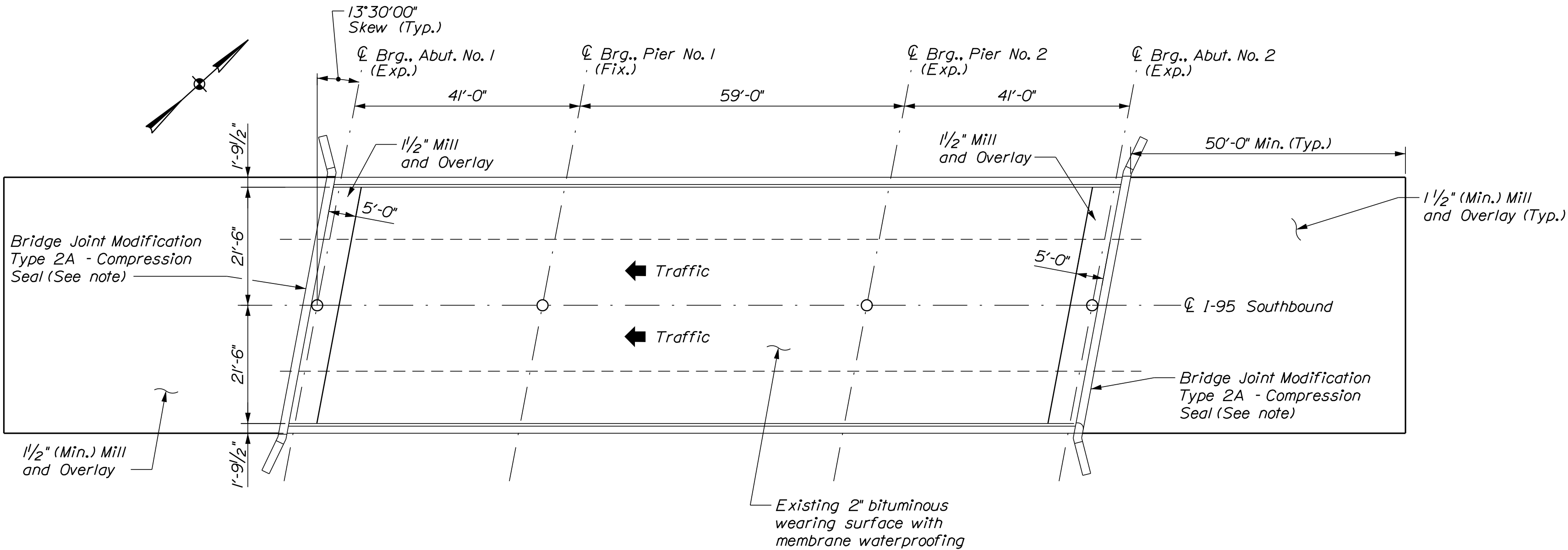
INTERSTATE 95 SOUTHBOUND BRIDGE JOINT REHABILITATIONS ISLAND FALLS TO HOULTON	BRIDGE PLANS (5 OF 7)
---	--------------------------

SHEET NUMBER
10
OF 13





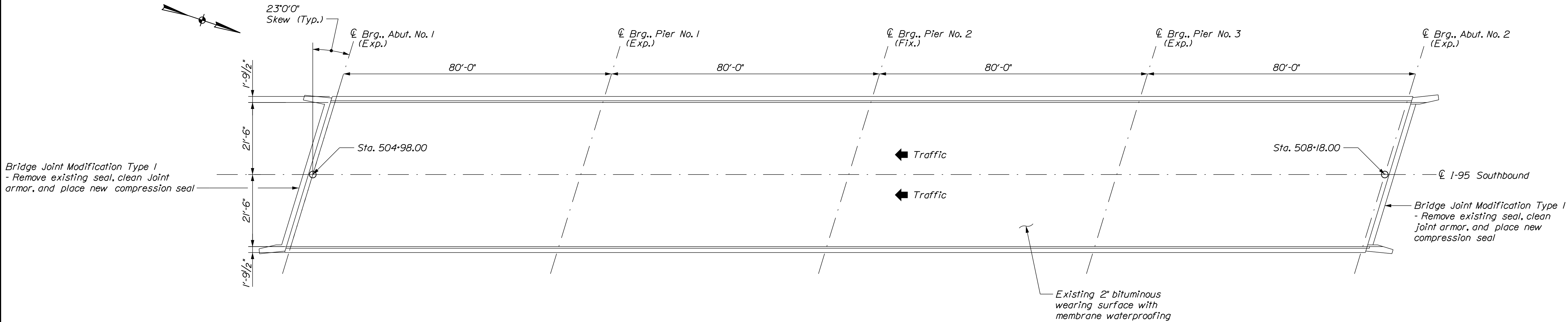
INTERSTATE 95 SOUTHBOUND OVER  
OAKFIELD-SMYRNA ROAD  
Oakfield ~ Bridge No. 6083



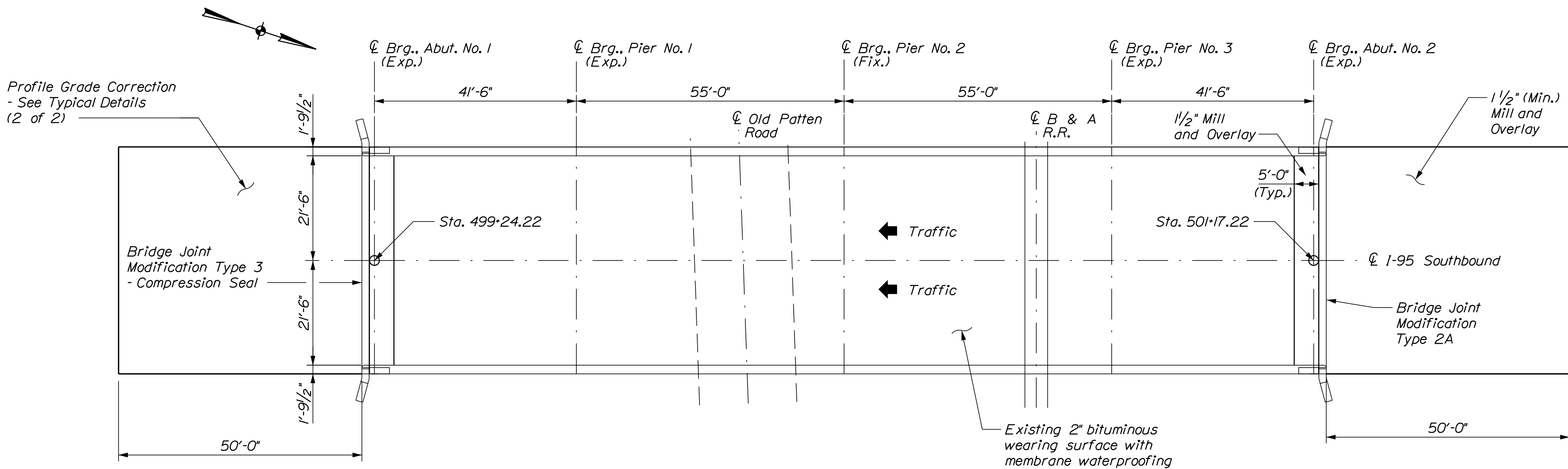
INTERSTATE 95 SOUTHBOUND OVER  
WEST BRANCH MATTAWAMKEAG RIVER  
Island Falls ~ Bridge No. 6178

Note: The Bridge Joint Modification Type 2A will include cleaning the existing joint armor and replacing the seal at both joints.

STATE OF MAINE DEPARTMENT OF TRANSPORTATION	2515500		WIN 25155.00	
	As Noted		BRIDGE PLANS	
 SIGNATURE 11158 P.E. NUMBER 2/21/2022 DATE	DATE	BY	PROJ. MGR.	TRAVIS HOMER, P.E.
	2/18/22	P. Donovan	CHECKED-REVIEWED	E.L. Walton
	2/18/22	R.S. Blunt	DESIGNED-DETAILED	L.S. Berner
			REVISIONS 1	
			REVISIONS 2	
SHEET NUMBER		BRIDGE PLANS (6 OF 7)		
11		OF 13		




INTERSTATE 95 SOUTHBOUND OVER  
FISH STREAM & BOG BROOK RD.  
Island Falls ~ Bridge No. 6177

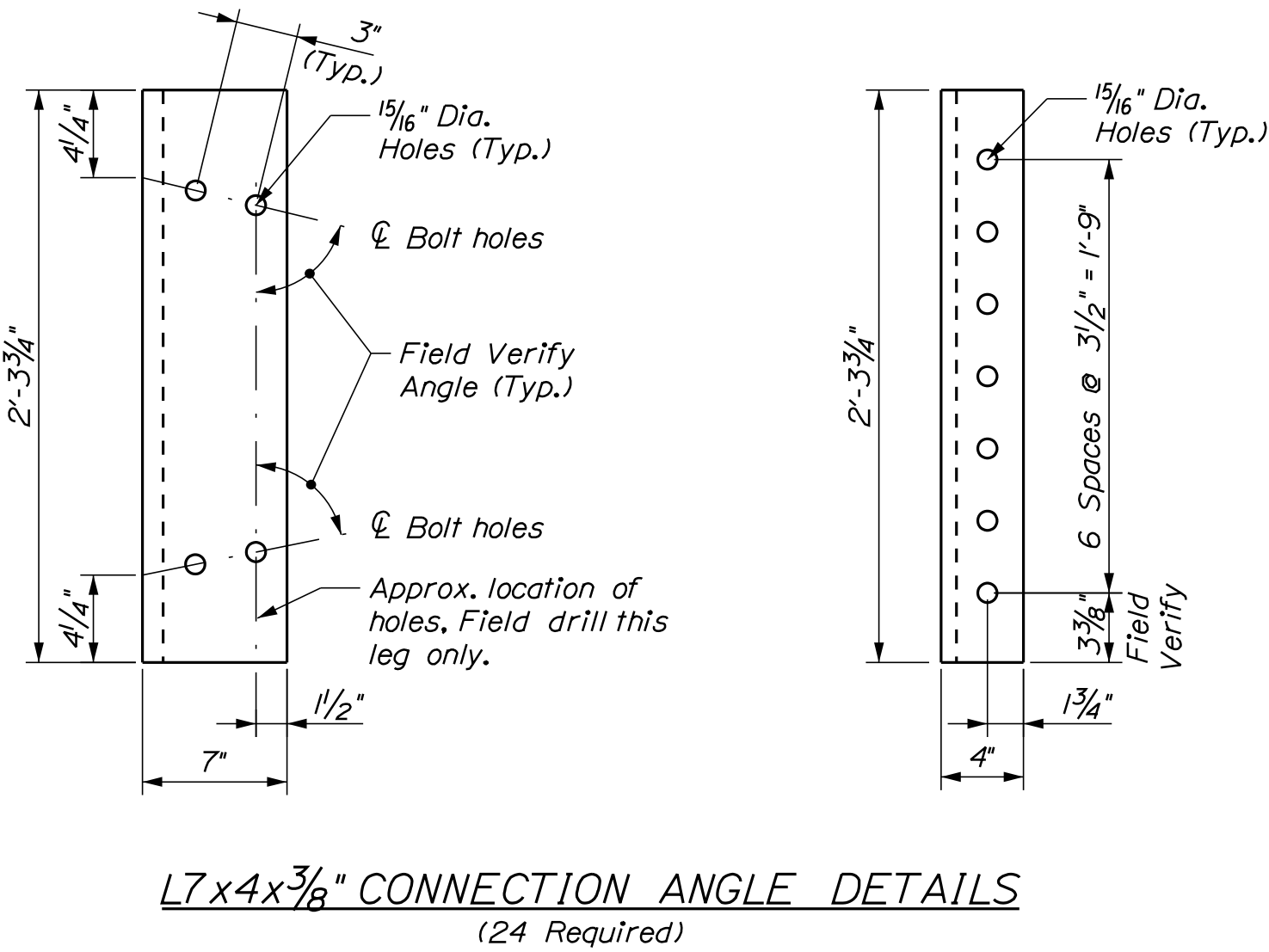
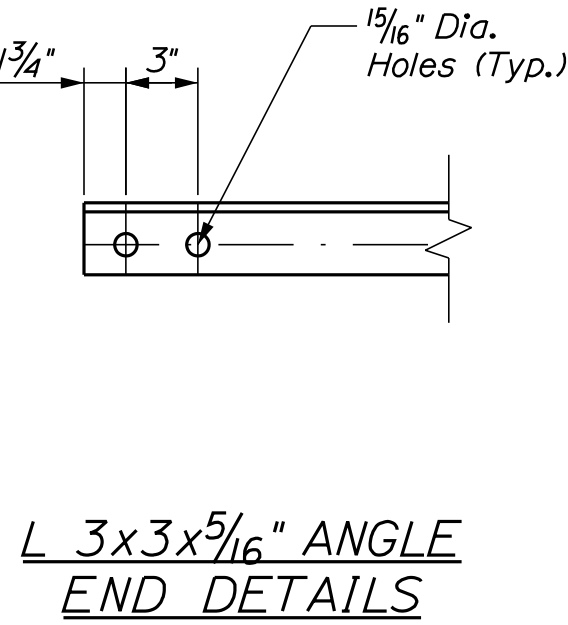
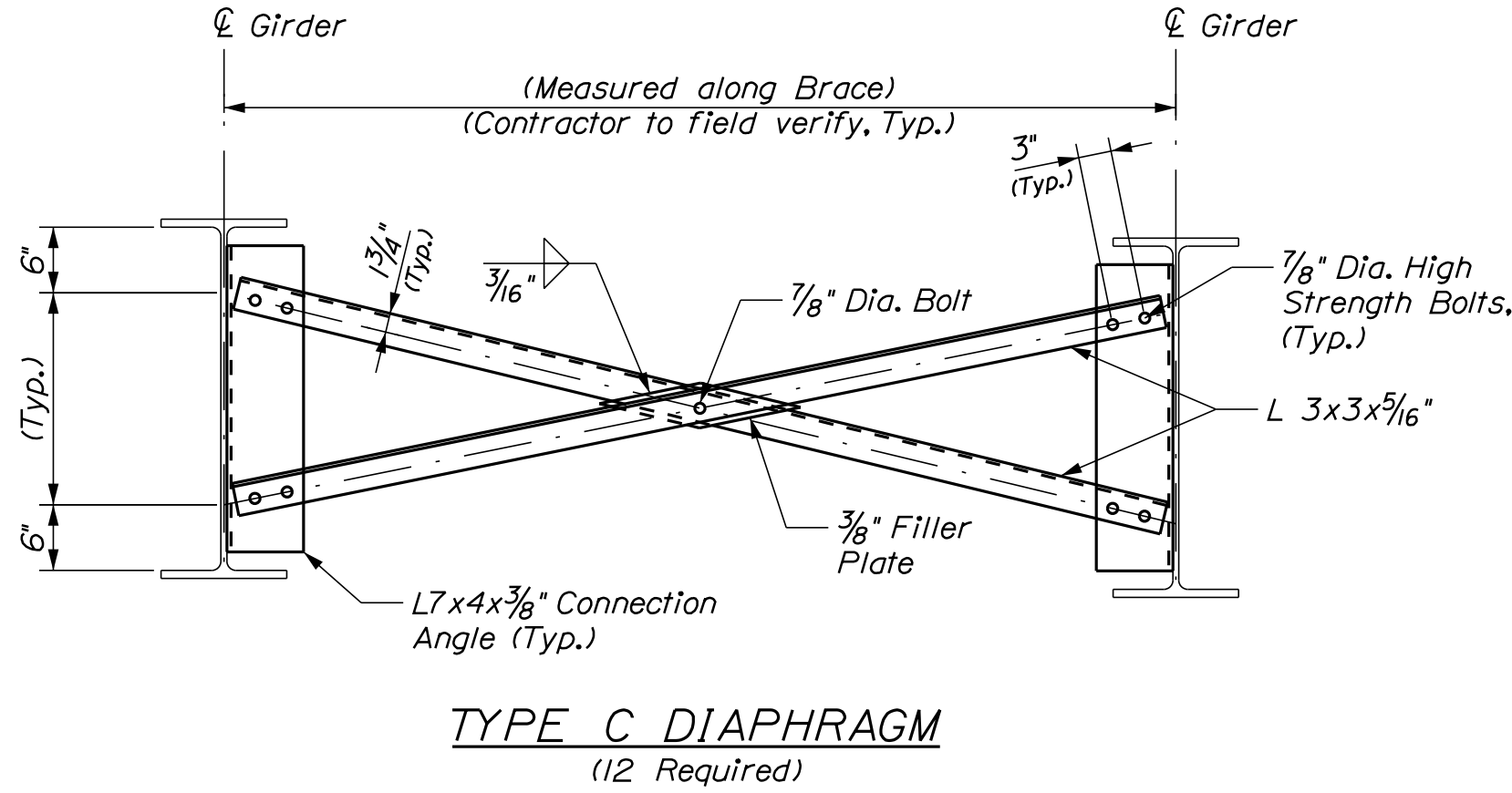


INTERSTATE 95 SOUTHBOUND OVER  
OLD PATTEN ROAD & B&A R.R.  
Island Falls ~ Bridge No. 6176

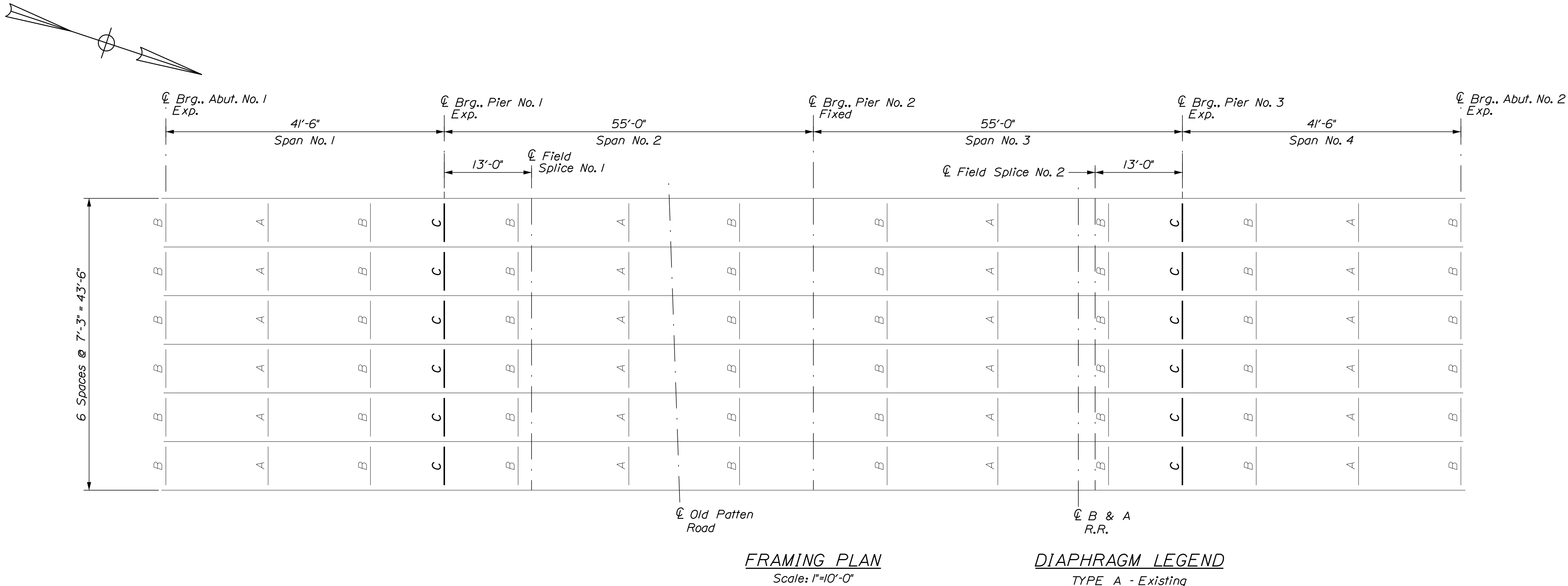
Note:  
See Bridge 6176 Framing Plan and  
Diaphragm Details sheet for bridge  
no. 6176 framing plan.

INTERSTATE 95 SOUTHBOUND BRIDGE JOINT REHABILITATIONS ISLAND FALLS TO HOULTON				PROJ. MGR. Travis Hamel, P.E.		BY	DATE		STATE OF MAINE DEPARTMENT OF TRANSPORTATION		
				DESIGN-DETAILED	E.L. Walton	P. Donovan	2/18/22		SIGNATURE	2515500	
				CHECKED-REVIEWED	L.S. Berner	R.S. Blunt	2/18/22				
				DESIGN2-DETAILED2							
				DESIGN3-DETAILED3							
BRIDGE PLANS (7 OF 7)				REVISIONS 1				P.E. NUMBER	WIN 25155.00	As Noted	BRIDGE PLANS
				REVISIONS 2				2/21/2022			
				REVISIONS 3				DATE			
				REVISIONS 4							
FIELD CHANGES											
SHEET NUMBER											
12											
OF 13											





- DIAPHRAGM NOTES:**
1. Field drill 15/16" dia. holes into the web of the existing beams to attach the short leg of the angle.
  2. All steel shall be hot-dip galvanized or metalized ASTM A36.
  3. All bolts shall be ASTM A325, Type 1 Hot-Dip Galvanized



INTERSTATE 95 SOUTHBOUND BRIDGE JOINT REHABILITATIONS ISLAND FALLS TO HOULTON  BRIDGE 6176 FRAMING PLAN AND DIAPHRAGM DETAILS	STATE OF MAINE DEPARTMENT OF TRANSPORTATION		
	2515500		
	WIN 25155.00		
SHEET NUMBER  13  OF 13		BRIDGE PLANS	

PROJ. MGR. Travis Homet, P.E.

CHECKED-REVIEWED E.L. Walton P. Donovan

DESIGNS-DETAILS L.S. Berner R.S. Blunt

REVISIONS 1

REVISIONS 2

REVISIONS 3

REVISIONS 4

FIELD CHANGES

DATE 2/18/22

BY P. Donovan

DATE 2/18/22

BY R.S. Blunt

DATE

BY

SIGNATURE

11158

P.E. NUMBER

2/21/2022

DATE

11158

STATE OF MAINE

ROBERT S. BLUNT

11158

REGISTERED PROFESSIONAL ENGINEER

As Noted

25155.00

BRIDGE PLANS